


# moda

## 2017 BLOCK-OF-THE-WEEK



### Block 1: Whirligig - Kansas Troubles Quilters, Lynne Hagmeier, Designer

Use (2) light, (1) dark, and (1) medium fabrics. Fabrics are listed in order of use.

#### KT Layered Patchwork

A - (6) squares, 2" x 2" (LIGHT #1)

B - (4) rectangles, 2" x 3 1/2" (DARK)

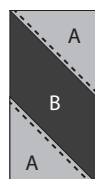
C - (4) rectangles, 2" x 3 1/2" (MEDIUM)

D - (2) squares, 2" x 2" (LIGHT #2)

☐ = cut once diagonally from corner to corner

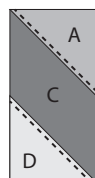
#### Assembly

1. Layer (2) A triangles on (1) B rectangle with right sides up and aligning corners; glue in place. Topstitch 1/8" from bias edge of triangles with coordinating cotton thread. Make (4) Unit #1.



Unit #1

2. Layer (1) A triangle and (1) D triangle on (1) C rectangle with right sides up and aligning corners; glue in place. Topstitch 1/8" from bias edge of triangles with coordinating cotton thread. Make (4) Unit #2.



Unit #2

#### Traditional Piecing Option

A - (12) squares, 2" x 2" (LIGHT)

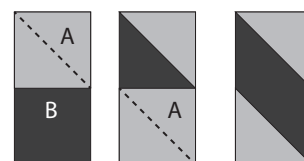
B - (4) rectangles, 2" x 3 1/2" (DARK)

C - (4) rectangles, 2" x 3 1/2" (MEDIUM)

D - (4) squares, 2" x 2" (LIGHT)

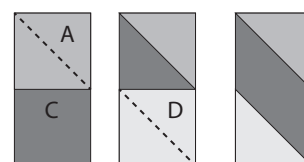
#### Assembly

1. Layer (1) A square on one end of (1) B rectangle; pin in place. Stitch diagonally across A square. Trim corner to a 1/4" seam allowance and press toward B. Repeat for opposite end of B, as shown. Make (4) Unit #1.

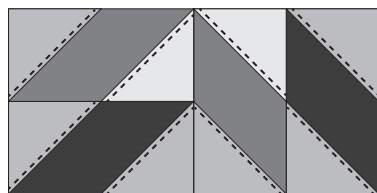
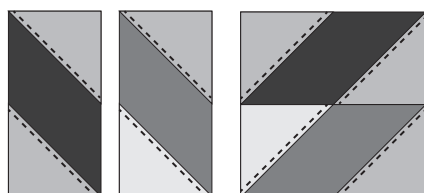


Unit #1

2. Layer (1) A square on one end of (1) C rectangle; pin in place. Stitch diagonally across A square. Trim corner to a 1/4" seam allowance and press toward C. Repeat for opposite end of C with a D square, as shown. Make (4) Unit #2.



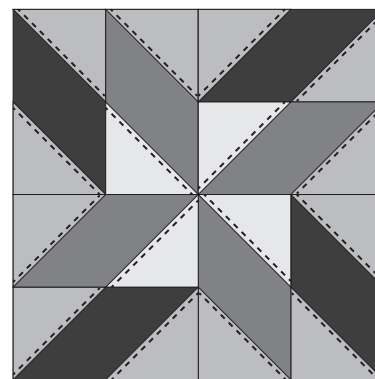
Unit #2



3. **For Layered Patchwork & Traditional Piecing**, sew Unit #1 and Unit #2 together; press toward Unit #1. Make (4) pieced units.

Lay out pieced units, as shown. Sew into rows; press rows in opposite directions. Sew rows together (press seam open), to create the Whirligig block measuring 6 1/2" square.

NOTE: Block piecing and finished block images show topstitching for KT Layered Patchwork.



### moda 2017 Block Heads Participating Designers

Lynne Hagmeier of Kansas Troubles

<http://kansastroublesquilters-lynn.blogspot.com/>

Jan Patek

<http://www.janpatekquilts.com/>

Betsy Chutchian

<http://betsysbestquiltsandmore.blogspot.com/>

Lisa Bongean

<http://lisabongean.com/>

Jo Morton

[http://jomortonquilts.com/jos\\_journal/](http://jomortonquilts.com/jos_journal/)

Carrie Nelson

<http://blog.modafabrics.com>

Share your blocks on social media #modablockheads

moda

MODAFABRICS.COM

#showmethemoda