


























Nancy's selection of Moda "Grunge" fabrics for Be My Neighbor

Here is the selection of fabrics that I used in my Neighborhood blocks. Fat ¼'s were generally enough but there were a few colors that I found myself using more of. I used "whitepaper" for background and borders.

				
½ yard Decadent	Fat ¼ kelp	Fat ¼ spearmint	Fat ¼ vert	½ yard Jade
				
Fat ¼ aqua	Fat ¼ sky	Fat ¼ Purssian bl	Fat ¼ cobalt	Fat ¼ eggplant
				
Fat ¼ hyacynth	Fat ¼ duchess	Fat ¼ rose	Fat ¼ raspberry	½ yard geranium
				
½ yard cherry	Fat ¼ papaya	Fat ¼ Elafin	Fat ¼ sunflower	Fat ¼ Kraft
				
½ yard fur	Fat ¼ gris	½ yard creme	Fat ¼ Lustra	