


### Inside this issue:

Classes	2-4
Retreat	5
Koala Cabinets	5
New Block of the Month	6
Row by Row Winner	6
Mini-Retreats	6
Saturday Groups	6
Book Signing	7
Meet Jeannie Giebe	7
Clear the small bolt sale	8

### Important Dates

- August 8-9—Fat Quarter Flash
- Aug 15—3rd Saturday Roman Road Starts
- Aug 28—UFO Night
- Sep 5—1st Saturday
- Sep 18-20—Clear the Small Bolt Sale
- Sep 19—3rd Saturday
- Sep 25—UFO Night
- Oct 3—1st Saturday
- October 8—Demo Night
- Oct 17—3rd Saturday
- Oct 23—UFO Night
- Nov 2-5—Pere Marquette Retreat
- Nov 7—1st Saturday
- Nov 21—3rd Saturday
- Nov 27—UFO Night
- Dec 18—UFO Night
- Feb 19-22—Todd Hall Retreat

## To My Customers and Friends



As we head into the fall, it is an exciting time for me, because I will be teaching my East Quilts West class again. We had to change it to the third Saturday of the month at 10:00 am, and I am hoping for many more students who just want to experiment with color and design. Choosing the fabrics for one block allows you to be more adventuresome and, of course, you can use your favorite fabrics from home. Someone asked me the other day if you had to use Asian fabrics. I had a student a number of years ago that used African fabrics. Let your imagination soar

and go in any direction you wish. If you have to miss a month, you just come the next month.

We have yet another author in our midst. Jan Ochterbeck will be having a book signing on October 4th. I hope you can all come out and meet her.

By the way, I planted three tomato plants which are now as tall as I am. They have many flowers and some tomatoes developing on them. However, I think I am feeding the entire squirrel and bunny rabbit population. I even had a squirrel run away with a green tomato in his mouth and climb the tree and hide from me. I am getting no respect from them!

Back to sewing as a gardener I am not.

*Louise and her Terrific Staff*

## Demo Night — Thursday, October 8

**Multiple demonstration stations!  
Refreshments! Games!  
Attendance Prizes!  
7:00 — 9:00 pm**

Demonstrations will be happening all over the shop! Stop in, register for the door prizes, learn some new tips, tricks and tools to enhance your quilting skills. Have some refreshments and meet up with friends. It's a fun evening for everyone!



## Classes, Classes, Classes

### #100 -- Beginning Hand Piecing-- \$50

by Louise Georgia

This four-session class will take you through all the basics of hand piecing, including fabric selection. You will be making a table runner or wall hanging—your choice. Even if you have never held a needle or just need to learn the tricks to make it simple, this is the class to take. Suggested second class is #105 which covers hand quilting. B

Offered on a one-on-one basis scheduled at your convenience.

### #101 -- Beginning Machine Piecing -- \$70

by Linda Grabel

This six-session class will cover everything you need to know to make your first quilt top. It will include fabric and tool selection, rotary cutting, machine piecing, assembling your quilt top, and adding borders. Suggested second class is #114 Basic Machine Quilting. B  
Fridays, September 18, 25, October 2, 9, 16, & 23 – 10:30 am – 12:30 pm

Or Tuesdays, September 8, 15, 22, 29, October 6 & 13– 6:30 pm – 8:30 pm

### #105 – Traditional Hand Quilting -- \$21

by Marilyn Donovan

If you have ever wanted to create an heirloom quilt or just relax and do hand work, come learn how to do a beautiful quilting stitch, how to layer, mark, and quilt a small sample. Tools of the trade will be covered.

Marilyn will teach you to quilt without a frame or a hoop. B

Saturday, October 3 – 2:00 pm – 4:00 pm

### #112 – Introduction to Hand Appliqué-- \$60

by Marilyn Donovan

In this three-session class, you'll learn the basic skills and techniques of needleturn hand appliqué, including preparation of appliqué shapes using freezer paper and templates, marking for needle-turn appliqué, reverse appliqué, appropriate hand appliqué stitches, techniques for sharp inner and outer points, and techniques for making bias stems and circles. B  
Sundays, November 1, 8 & 15 – 1:00 pm – 3:00 pm

### #114 -- Basic Machine Quilting -- \$40

by Marsha Bray

Using a practice muslin “quilt,” we will learn the basics of machine quilting. We will cover basting, marking, anchoring, stitching in the ditch, and straight line quilting designs with a walking foot. B  
Saturday, November 7—10:30 am-3:30 pm

### #116 -- Beginning Free Motion Quilting -- \$25

by Marsha Bray

Using a practice muslin “quilt,” we will learn the basics of free motion machine quilting. With a darning foot, we'll practice stippling and other simple filler patterns. We'll practice quilting a marked design. Then we'll learn about threads, tension, tools, and techniques to improve your quilting. Pre-requisite class is #114 B

Saturday, December 12—9:00 am—12:00pm

### #118 – Color Workshop -- \$25

by Louise Georgia

Explore color in a very special and open atmosphere. We won't be using a color wheel or technical tools. We'll just expand our eye to color and what

To see any picture in color, go to our website and open the newsletter by clicking on “newsletter” on the sidebar.

**Key to class difficulty level—**B— Beginner—No quilting experience; AB— Advanced beginner—Has made at least one to three quilt tops; I — Intermediate— Has made several quilts; A — Advanced— Has made many quilts of increasing difficulty

**Class Policy—** Register in person, by mail, or telephone using charge card, check or cash. All classes must be paid for in full upon registration.

There are no refunds on classes unless we cancel the class. If you cancel 12 days in advance, you will be issued a store credit. If you can't make the class, send a friend. If we cancel a class, we'll let you know at least 24 hours in advance and you will receive store credit or a refund. Class supplies must be purchased before class. To help us keep the roof over your head during class, we would appreciate it if you would purchase your supplies at The Quilted Fox. We cannot call to remind you of a class. Your registration receipt is your reminder. Also, the class you pay for is the class you must attend. Any make-up will be at the teacher's discretion. Please review your class supply list prior to class and bring all items requested.

## Classes, Classes, Classes

we like and why. This class is a prerequisite for East Quilts West (#121). B

Saturday, September 12 – 8:30 am – 10:00 am

### #121 -- East Quilts West -- \$7.00 each class

by Louise Georgia

Learn to expand your horizons by making a block each month that allows you to try new colors, patterns and designs. In class we will discuss what colors and patterns work well together but which are not predictable. East Quilts West by Kumiko Sudo is used in the class. The color workshop (#118) is a requirement before taking this class.

Saturday, September 19, October 17, November 21 – 10:00 am – 12:00 pm

### #128--- Painless Paper Piecing -- \$25

by Marsha Bray

Would you like to have perfect points and precise lines? You can do it with paper piecing. This freezer paper method makes it painless! You'll never rip paper out of your seams again! Machine required. AB

Saturday, October 31 – 9:00 am – 12:00 pm

### #130 -- Basic Machine Appliqué -- \$25

by Marsha Bray

Do you like the look of appliqué but don't like to do hand work or just want it fast? Try quick and easy machine appliqué. In this class you'll learn the technique that you can then apply to any appliqué project. Requires a sewing machine with an adjustable zigzag stitch. AB

Saturday, October 31 -- 1:00 pm – 4:00 pm

### #135—Getting Started with EQ7 -- \$25

by Marsha Bray

Do you have EQ7 but haven't really used it? It's time to get started! We'll learn to find blocks and fabrics, set them into a variety of quilt layouts, audition colors and fabrics, print patterns, estimate yardage, and more. You'll be designing your own quilt in no time!

Saturday, December 12 – 1:00 pm – 4:00 pm

### #155 -- Freezer Paper Appliqué -- \$21

by Louise Georgia

Learn Louise's freezer paper appliqué technique. The class will also cover her favorite notions for appliqué as well as her stitching technique. B

Friday, September 25 – 1:00 pm – 3:00 pm

### #225 – Borders and Bindings -- \$21

by Candy Grisham

Have you wanted to learn how to measure and attach borders without ripples and how to do straight or bias bindings? This will be a technique class and you will go home with samples and written instructions for: straight borders, mitered corners, straight and bias bindings and finishing bindings. Candy will also demonstrate more advanced finishes. In addition, extra time has been added to finish some of your own borders or bindings after the class time. B

Tuesday, December 1—6:00 pm— 8:00 pm

### #240—Midnight at the Oasis--\$21 per quarter (3 classes)

By Louise Georgia

Are you looking for a machine or hand piecing adventure that will keep your interest throughout the year? Each month you will have different blocks to piece and instructions will be given for both hand and machine piecing. As always there will be discussion on the use of color and the importance of contrast. Hope you can join this informal get together each month. 12 month class meets 3rd Saturday

Saturday, Sept. 19, Oct. 17, Nov. 21—1:00 pm – 2:00 pm

### #310 – The T-Shirt Quilt-- \$25

by Trudy Johnson

What do you do with all of those T-shirts? Create a one-of-a-kind, heirloom-quality quilt from your loved one's shirt collection. Trudy will guide you through it!

B

Saturday, October 3 – 10:30 am – 1:30 pm



## Classes, Classes, Classes

### #330 – Hot Diamonds-- \$30

by Candy Grisham

Do the marvelous, colorful, exciting Kaffe Fassett fab-



rics make your heart beat faster? Are you drawn to them and perhaps have started a collection but you aren't quite sure what to do with them? The Hot Diamonds quilt may be the answer. We will cut strips, use templates to cut diamonds, sew them into rows and voila...a lovely quilt is born! Hope you will come join the fun. AB

Saturday, October 24—10:30 am— 2:30 pm

### #352 – Yellow Brick Road-- \$30

by Linda Grabel


If you have taken the Beginning Machine Piecing class, this is the perfect class for your second quilt project. In this class you'll learn to read quilt pattern directions, and make a quilt that looks good with many different kinds of fabrics. Pattern purchase is required. B Tuesdays, October 27 & November 10 – 6:30 pm – 8:30 pm

### 360 – Four Patch Posey-- \$40

by Linda Grabel

Make a gorgeous quilt using only one print fabric for the blocks and borders. It's beautiful with an Asian print, exotic with an Australian print, and pretty with a floral print! Create your own special look! AB

Thursday, November 12-- 10:30 am – 3:30 pm



### #392—Yellow Potpourri--\$30

by Trudy Johnson

This square-patch quilt is a good choice for a novice quilter because there aren't any set-in or angled seams. If you want to achieve a color wash like mine, make sure your fabric choices do not contrast wildly in lightness/darkness. The quilt is from the Kaffe Fassett Simply Quilts book which is required for the class. AB


Saturday, November 14 – 10:30 am -2:30 pm

### #420—Twisting

#### Twice Quilt--\$40

By Eunice Porvaznik

This quilt may look really difficult but in this class you will learn how to make this fun, fast, and easy pin wheel design using the two "Twister Tools". AB Saturday, October 10—10:30 am – 3:30 pm



### #435—Wacky Bird Appliqué--\$40

By Suzanne Marshall

Have you ever wondered how to appliqué a multi-pieced pattern without marking the background or using transparent overlays? This wacky bird will come together perfectly and without effort using the take-away appliqué method. Ideas for enhancing the block with embroidery will be illustrated and discussed. The patterns for four different birds will be provided. Every skill level.

Wednesday, October 14 – 10:30 am – 3:30 pm





## Retreat! Retreat! Retreat!

### Pere Marquette Fall Retreat —November 2, 3, 4, & 5th, 2015.

This year's retreat is for 4 days/3 nights! Retreat price includes room, sewing space and meals for only \$381 per person for a double and \$478 per person for a single room. We're taking reservations now, so don't miss your chance. It always fills quickly!

### ToddHall Spring Retreat —February 19-22nd, 2016

Retreat to ToddHall for 4 days/3 nights. Space is limited and retreat usually sells out well in advance.

Call soon for details and to reserve your space at 314-993-1181.

You can always find out retreat details on our web page at: <http://www.quiltedfox.com/quilt-retreats-hosted-by-the-quilted-fox.htm>



Enjoy the fireplace at Pere Marquette lodge.


## Koala Sewing Cabinets at The Quilted Fox

**Come in soon to see our new Koala Sewing Cabinet. It's just gorgeous! Buy a qualifying cabinet and get a free chair!**

Koala has so many choices in sewing cabinets. You'll be able to find the perfect cabinet for your sewing room. All Koala cabinets are built-to-order in the United States. You'll get superior service and the ability to customize.

### Why buy Koala quality?

- 8 beautiful finishes, each created through a proprietary process that makes it tougher against scuffs and scratches
- Electric Glide Lift with wireless remote, runs on a dual steel track
- Special soft-close feature means drawers are impossible to slam
- Adjustable shelves perfect holding the Thread & Notions Storage Boxes, or books and cutting mats.
- Smooth-rolling, lockable casters
- Entire cabinet glides closed for easy storage
- Comes fully assembled and finished front to back, inside and out
- All edges beveled and no exposed hinges to snag fabric
- Full extension drawers; some extra deep
- Heavy duty drawer glides rated to hold 120 pounds
- Center-of-the-needle sitting position increases visibility, decreases back strain
- Handy under-cabinet storage for your machine insert



Choose from 8 beautiful finishes!



Lots of storage and sewing space!

## Space still available in the new Block of the Month

We're very excited to report that *The Fox Follows the Roman Road* started in August for our first and third Saturday Block of the Month. This unique Quilted Fox design includes all the textures and tones of antique stone. The colors range from the pale gleam of aged limestone to the blackness of basalt.

Sign-ups started in June but there is still some space available. As always, space is limited and we cannot guarantee that sign-ups after September 15 will be possible.

There will be a main block and an alternate block as in previous years. Registration is \$15 for the main block.


As long as you return at the next Saturday meeting (the Sat. you signed up for) with your block completed, you'll receive the next main block free. **You must also stay on Sat. morning for the demos and announcements.**

If you miss a month, or don't have your block completed, you'll have to pay \$5 for the next block.

The alternate block is \$5 per month or \$55 if you pay for the year in advance, giving you one block free. At the end of the year, there will be a finishing plan that you can use to make your quilt. Or you can create your own quilt design using the blocks.



The Fox Follows the Roman Road



## Quilted Fox Row by Row Winner

Congratulations to Martha Ethridge who won the Row by Row prize at The Quilted Fox. She met the contest rules to "Create a quilt using at least 8 different 2015 rows from 8 different 2015 participating RxR shops and be the first to bring it into a participating shop to win a stack of 25 fat quarters (6-1/4 yards of fabric!). Use that shop's row in your quilt and win a bonus prize!"

We're sure that Martha is enjoying her prizes! Thanks to all who participated this year. We had lots of fun with this and hope you will join the fun next year!

## "UFO's Are Us" — Mini Retreats

### Friday Night Retreats!

Come and sew or shop from 6:00 to midnight

Sept. 25, October 23, November 27, December 18

Never have enough time to get everything done? Can't get to retreat? Come for a mini-retreat and sew with us. We'll provide the sewing space. You provide the projects, snacks if you want, and good company. It's only \$5. Advance registration is required to stay and sew. Space is limited. Just want to shop? No registration or fee is needed. Just stop in anytime from 6:00 to midnight to shop. Staff will be there to help you. (Note the change in December to the 3rd Friday.)

## 1st & 3rd Saturday Groups

Mark your calendar to attend the Fox Follows the Roman Road. First Saturdays, September 5, October 3, & November 7. Third Saturdays, September 19, October 17 & November 21. It started in August but it's not too late to get started! Call now to register!

## Introducing Jeanne Giebe

Jeanne Giebe recently joined us at the Quilted Fox. She usually works on Tuesdays and Thursdays.

Jeanne has been quilting since the 1980's. After participating in many classes at the Quilted Fox, Jeanne enjoys all aspects of piecing quilts, but her quilting goal is to learn machine quilting. She particularly enjoys the 4 Patch Posey pattern and is making one for each season.

Jeanne came to The Quilted Fox after a career as a neo-natal intensive care nurse at St. Louis Children's Hospital.

We're sure she was a great nurse, because now she is taking very good care of all of our customers.

If you've ever attended a Quilted Fox retreat, you might know Jeanne. She's been a regular at retreats for years.

When not quilting, Jeanne enjoys gardening, needlework, reading and spending as much time as possible with her Welsh Corgi, Willow.

Jeanne is also a big sports fan and a regular at the Muny and the Fox.




## Jan Ochterbeck Book Signing — October 4

Join us as we welcome St. Louis's own Jan Ochterbeck. Her book, *Cut & Shuffle Quilts*, will be published soon by the American Quilter's Society. **She is joining us on Sunday, October 4 from 12:00 to 3:00 to autograph books. Come and meet Jan, see her quilts and get a signed copy of her book!**

Start with a "Block Mama" and cut your way to dozens of delightful quilts! Create 14 innovative projects starting with a simple block. The projects range in size from a 40" to 90", including the 60" to 72" throw size. The block is simple but versatile--your finished quilts are limited only by your choice of fabrics and your imagination. Warning: opportunities to experiment ahead!

After a career in apparel, textile, and accessory product development, Jan Ochterbeck transitioned into a quilt and pattern design specialist. This former Color Specialist uses her design and textile background to appeal to Modern and Traditional Quilters. Jan is the publisher of the Circle in the Square Quilters Newsletter and a member of the Piecing Group as well as the St. Louis Modern Quilt Guild.

You can find Jan online at The Colorful Fabriholic,  
<http://thecolorfulfabriholic.blogspot.com>



Cut and Shuffle Quilts from AQS Books



Jan Ochterbeck



The Quilted Fox  
10403 Clayton Road  
St. Louis, MO 63131  
www.quiltedfox.com  
Phone: 314-993-1181  
Email:  
info@quiltedfox.com

#### **Time Dated Material**

Our newsletters are mailed 4 times per year. Our mailing list is for our use only and is not sold to other companies. Please help us keep it current.

- Yes, my name and address are correct.
- I've moved. Please correct my address as noted.
- Save resources. Please remove me from the mailing list.

Email us and let us know!  
info@quilted fox.com

#### **Shop Hours**

Mon. & Wed.-10 am- 5 pm  
Tues. & Thurs.-10 am-6:30 pm  
Fri. & Sat.-10 am-4:30 pm  
Sun. 12 noon-4:00 pm

Remember, we are happy to mail your order  
if it serves your needs.



## ***Clear the Small Bolt Sale!!!!!!***

**September 18, 19, 20, & 21**

**Friday and Saturday 10:00—4:30**

**Sunday: 12:00—4:00**

**Monday: 10:00—5:00**

The shelves are crowded with new fabric and more is coming in every day! We need to make room on the shelves! **We're having a sale!** Any bolt with 3.5 yards or less on it is 20% off, **if** you empty the bolt!!