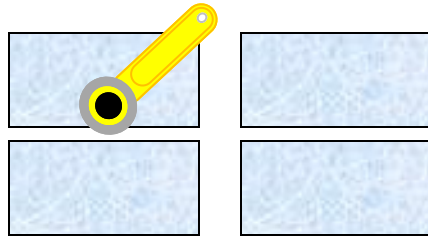


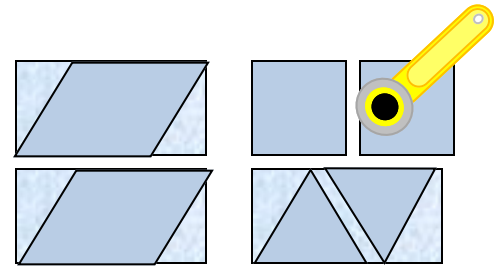
Diamond Stars Handout



2 charm packs

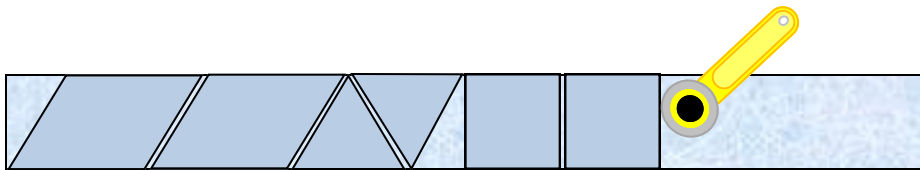


Cut charm squares in half



Cut 2 diamonds, 2 triangles, and 2 squares

Use 2 charm packs **or** 1 Jelly Roll



From a Jelly Roll strip cut 2 diamonds, 2 triangles, and 2 squares.




Reeze Hanson • 785-418-1176

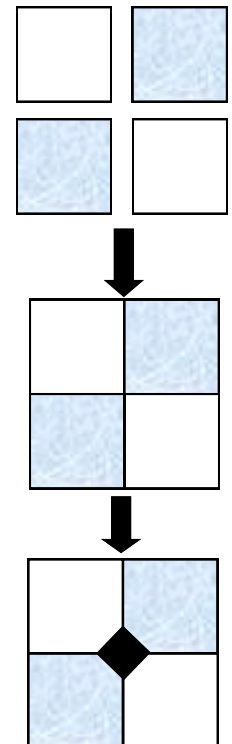


Use From Marti Michell™
2-1/2" Strippers Templates to cut diamonds and triangles.

- Diamond Stars MGD 223
- Twisted Argyle MGD 244
- Indian Blanket MGD 312
- Sea Glass Diamonds MGD 313
- Peggy's Diamonds MGD 111
- Arboretum Stars MGD 402



Assemble Stars and background on design wall in vertical rows.



Border Bow tie blocks with center square fused onto a four-patch block.