



2016 Fall Class Newsletter

September to December

110,2000 Spall Road, Kelowna BC V1Y9P6 250-860-1120

<http://cottagequiltingonline.com/classes/>

Thank you for choosing Cottage Quilting as your Class and Knowledge Center! We're hoping we will inspire you to continue your growth in the quilting and sewing world! Included in this brochure are pictures and descriptions of each of the classes we offer. Sometimes dates and times change so we highly recommend you refer the Cottage Quilting website to confirm the dates 100% as the website is more current for dates and times. Thank you for sewing with Cottage Quilting!

BEGINNER CLASSES

BEGIN STITCHING


Ready to dip your toes into the deep and exciting quilting waters? Then this is the class for you! Everything you need to know to get started can be found in this class with Laurie, from your perfect $\frac{1}{4}$ " seam allowance, to chain piecing, to making accurate half square triangles, to sandwiching, machine quilting and binding. You will be hanging this beauty in your home with pride!

Date: Wednesday Sept28, Oct 5,12,19,26

Time: 6p.m.-9p.m.

Cost: \$100 includes pattern

Teacher: Laurie Turik



Sampler Quilt

This class is designed for someone who just wants a refresher on the basics or is ready to learn a variety of blocks! With each block of this quilt you will learn a new traditional quilt block and the techniques you need to be a successful quilter! You will walk away from class with a lap size quilt and the knowledge to make your next quilt all on your own.

Date: Wednesday Nov 2-30

Time: 530pm - 830pm

Cost: \$100 includes pattern

Teacher: Meagan Hughes



What I make with my hands, I give of my heart.

~ Anonymous

QUILTING TECHNIQUES



Many Faces of Hobo

In only one lesson you will learn to put together this simple block using only squares and triangles then you can use the block as a single for a placemat or go as big as a queen-size quilt.

Date: Monday September 19th

Time: 10am - 1pm

Cost \$40.00 **Teacher:** Donna Schneider

Peaky & Spiky Stars

Using the Tri-Recs rulers, you will learn how to make fun blocks and borders that look complicated but which are simple but impressive. The class project is a table runner but you will have the option of doing a quilt.

Date: Wednesday Sept 21 & Sept 28th

Time: 1:30pm - 3:30pm

Cost \$40.00

Teacher: Donna Schneider



Bargello, Your Choice

Have you ever wanted to learn how to create Bargello quilts? Most people look at Bargello quilts and are intimidated by all the tiny pieces. In this class you'll learn that the Bargello technique does not involve any small piecework at all and, in fact, is quite straightforward and anyone can do it, beginner or advanced.


Of course, there are Bargello patterns which are harder than others therefore, we allowing you to select your pattern and we will teach you the technique while you work. We will offer a number of patterns for class ranging from Beginner to Advanced.

Date: Prep class: Mon Sept 26 3pm - 5pm * not mandatory but please confirm

Class Date: Tuesday Oct 11th 10am - 1pm, Oct 25th 10am - 1pm, Nov 8 10am - 1pm

Cost: \$60 + pattern

Teacher: Nelda Himmelman



Lassay Joy of Christmas ~ Table Runner

This class has a bit of a different **twist** to it as it combines a scrap booking technique with some quilting techniques! Yes, you heard right . . . scrap booking!! It also has a "shadowing" technique which will produce an almost 3D look. You can stitch this table runner up in elegant style, like the Sample, or you can introduce some fabric whimsy into the mix to create a totally different look. If we've piqued your curiosity - this is the class for you. Book required.

Date: Monday Sept 26th & Oct 17th

Time: 6pm - 9pm

Cost \$55.00 **Teacher:** Sharon Planche-Williams



Boomerang

Boomerang is made using the Super Sidekick Ruler & can be made with Fat Quarters or 1/4 Yard Cuts. NO Y seams and a very cool braided technique.

Date: Tuesday Oct 25th & Nov 8

Time: 6pm - 8pm & 6pm - 9pm

Cost \$60.00

Teacher: Cindy Schellenberg





Bella Luna, Still of the Night

All these lovely curves are created with an easy piecing method described in the detailed instructions of Lisa Moore's pattern. Learn reverse appliqué to achieve a perfect circle and how to make these wavy curves

Dates: Thurs Sept 29th & Oct 27th

Time: 530pm - 830pm

Cost: \$45 + pattern

Teacher: Nelda Himmelman

Magic Tiles

The distinctive pattern has been popular ever since. Magic Tiles is distinguished by its oddly shaped rectangular "tiles" separated by "grouting" that give the effect of a quilt constructed of stained glass. This quilt is most striking when worked in bold, bright, contrasting colors with black grouting.

Dates: Monday Oct 3

Time: 10am - 4pm

Cost: \$45 + pattern

Teacher: June Hoiland



Importance of Values

The Importance of Values "Value does all the work; colour gets all the credit." (Freddy Moran)

The value class is for those who have trouble choosing fabrics in a quilt store. It is directed at quilters, especially beginners, to give them confidence in picking light/medium/dark fabrics that result in stunning quilts. Students will do several exercises to learn and practice their skills.

There is a trunk show of approximately 40 quilts to demonstrate the concept being learned.

value.

Date: Tuesday Oct 11th

Time: 6pm - 9pm

Cost: \$50

Teacher: Donna Schneider



Sampler, Christmas

This quilt is destined to introduce you to or enhance the following techniques. Each section is a different technique but all small projects so you can create a beautiful Christmas wall hanging. You will learn: pieced borders, applique, paper piecing and using templates.

Dates: Mon Nov 7, 14, 21

Time: 530pm-830pm

Cost: \$55

Teacher: Dianna Kinnunen



Quilters make great comforters.

~ Anonymous

Hoop Embroidery (thread painting)

Flower Garden

Join Coleen and learn how to turn an image into a beautiful thread painting using a free

motion hoop embroidery technique. In this class you will have the opportunity to choose one

of three different flowers and create a stunning piece of art. This class is great for students of

all levels.

Dates: Sunday Sept 25th,- AM Thurs Oct 6th-PM

Time: 10am - 4pm & 6pm - 9pm

Cost: \$60 **Teacher:** Coleen Adderley



Tumbling Block Made Easy

In this class you will learn how to make a tumbling block wall hanging the easy way. No more Y seams!! Yahoo. J This is a great technique that can be used to


make any size block.

Dates: Thursday Oct 13th

Time: 530pm - 9pm

Cost: \$40

Teacher: Coleen Adderley



Christmas Stocking

Learn how to create stunning personalized Christmas stockings with Coleen. These will be stockings your friends and family will cherish for a lifetime.

* we will help embroider the names for a small fee if you do not have an embroidery machine

Dates: Sunday November 6th

Time: 10am - 4pm

Cost: \$40

Teacher: Coleen Adderley



3D Fabric Snowflake

Learn how to make a beautiful 3D fabric snowflake. They look beautiful hanging in a window, door, wall or even the tree! This is a no sew project, fun for all ages!

Dates: Tuesday Nov 7th

Time: 10am - 1pm

Cost: \$25

Teacher: Paulette Froh



Pop Out Picture Quilt/Wall Hanging/Runner

Capture your wonderful memories in a beautiful wall hanging! Your favourite photographs are placed in special fabric pockets and become a part of the quilt, until you are ready to change them. Then all you have to do is POP OUT the photos and POP IN the new ones. Presto ... a new and updated memory quilt!

The possibilities are endless, so much so that you are certain to want to make a Halloween, anniversary, wedding or baby memory quilt as well as a Christmas one.

Dates: Monday Oct 17th

Time: 10am - 4pm

Cost: \$45

Teacher: Laurie Turik



MACHINE QUILTING

Overcome your free-motion fears and build confidence in your machine quilting. This two day course will take you through needles, threads, batting selection, sandwiching and more. Walking Foot? We'll show you. Darning Foot? Huh? We'll show you. You'll learn how to use these feet, how to quilt your own projects and feel proud in your work.

Dates: Saturday Oct 8th & Oct 22nd

Time 9:30a.m.- 4:30p.m.

Cost: \$75

Teacher: Laurie Turik



FREE MOTION QUILTING SKILLS

Learn the techniques and tips to develop your free-motion machine quilting skills!

If you cringe when handing over your precious quilts to someone else to finish, then it's time to learn how to finish them yourself using your domestic sewing machine. Join Coleen for a block of classes that will help you to develop your free-motion machine quilting skills while developing a sampler quilting technique book.

In this quilting class, you will:

Learn how to securely start and stop stitching

Discover how to imprint quilt motifs in your brain before taking them to the sewing machine

Practice and learn straight-line stitching close together and far apart parallel lines, corners and crosshatching

Learn free-motion quilting techniques stippling, swirly vines, interchanging vine, circular patterns, allover swirls, paisley, single and double echoing, and pebbles and so much more.

Practice each quilting technique as you create a wonderful 12" x 6" tone-on-tone sampler book with multiple quilted pages.

Learning these techniques and quilting motifs will greatly enhance and broaden your ability to finish your quilts, allowing you to add more texture, depth and beauty to your quilted creations.

Dates: Tuesday September 20th, October 18, November 15

Time: 6p.m.-9p.m. **Cost:** \$75

Teacher: Coleen Adderley



GABBY

The Gabby Bag features exterior & interior zipper pockets, as well as an interior double slip pocket. Its single shoulder strap is approximately 34" (86 cm) long, but you can lengthen or shorten it to suit your own style. If you'd like to add rivets to your bag

Dates: Tuesday Nov 22nd & 29th

Time: 530pm - 830pm

Cost \$45.00

Teacher: Dianna Kinnunen



Dianna Wallet

Create the perfect accessory to any bag you've made so far. Work along side Dianna to create her own pattern of the Dianna Wallet.

Dates: Tuesday Nov 1

Time: 5pm - 9pm

Cost \$25.00

Teacher: Dianna Kinnunen



3D ELEMENTS

Join Coleen to learn how to take your creativity and quilting up a notch. In this class you will learn how to create 3D elements that can be added to your quilts, wall hangings or great a stand alone picture to frame. This class has been designed for all levels of quilters.

Dates: Tuesday Oct 4th

Time: 530pm - 9pm

Cost: \$50.00

Teacher: Coleen Adderley



MIXED MEDIA FABRIC PAINTING

Have you ever wanted to try experimenting with a variety of different mediums but didn't want to make the investment before you knew which ones you liked?? Well then this class is for you. Join Coleen and learn how to incorporate a wide variety of different mediums in your upcoming projects. In this class, you will get to experiment with a variety of different inks, fabric paints, crayons and pencils, dyes, markers and so much more.

Dates: Tuesday Sept 27th

Time: 530pm - 9pm

Cost: \$40.00 + \$10.00 Kit fee to be paid to Instructor

Teacher: Coleen Adderley



THREAD PAINTING

Have you ever wanted to learn how to create art for your walls. In this class you will learn the basics of how to create a beautiful landscape image using your home sewing machine. This class will teach you great free motion techniques that will help you to take your fibre art and quilting to the next level. No need to worry about your level of quilting techniques, this class is great for quilters of all levels.

Dates: Sun Nov 20th

Time: 10am - 4pm

Cost: \$50.00

Teacher: Coleen Adderley



MACHINE EMBROIDERY

Dashing Through the Snow

The Dashing Through the Snow collection creates a beautiful, eye catching wall hanging that can be displayed for the entire winter season! The great attention to detail in art and digitizing makes this piece extraordinary.

Date: Tuesday Sept 6, Oct 4, Nov 1

Time: 10am - 1pm

Cost: \$135 includes your pattern plus three classes, *fabric kit extra

Teacher: Nelda Himmelman



SCAN N CUT

Back by popular demand-Scan N Cut classes! Because there is just SO MUCH that this machine can do- we all want to know how to do more with it. And these classes will show you how. You will be amazed at how much this machine can do- just take a look at the class schedule! This session we will be leaning how to cut fabric with fusible web! We will be going over cutting for machine appliqué all the tips and tricks you need to be successful and make the machine work for you!

Date: Wednesday Nov 2nd **Time:** 11am - 1pm **Cost:** \$30 + potential kit

Teacher: Meagan Hughes

BROTHER CLASSES

BEGINNING WITH BROTHER

This class will help you become familiar with your Brother sewing machine. This class will include a small project to help you learn the features of your machine, increase your knowledge of sewing and achieve greater success with your sewing projects. We will not be touching on embroidery in this class.

Date: Wednesday Nov 16th **Time:** 11am - 1pm **Cost:** \$30

1 FREE Class if you purchase a new Brother Machine and enroll for this class at the same time!

Teacher: Meagan Hughes



BROTHER MASTERING

You've taken your Beginning with Brother class and you're ready to Master your new machine. This class will include a small project to help you learn the features of your machine, increase your knowledge of sewing and achieve greater success with your sewing projects. We will not be touching on embroidery in this class.

Date: TBD **Time:** TBD **Cost:** TBD

Teacher: Meagan Hughes

BERNINA CLASSES



BEGINNING WITH BERNINA

This class will help you become familiar with your Bernina sewing machine. This class will include a small project to help you learn the features of your machine, increase your knowledge of sewing and achieve greater success with your sewing projects.

We will not be touching on embroidery in this class.

Date: Wednesday Nov 23 **Time:** 11am - 1pm **Cost:** \$30

1 FREE Class if you purchase a new Bernina Machine and enroll for this class at the same time!

Teacher: Meagan Hughes

BERNINA MASTERING

You've taken your Beginning with Bernina class and you're ready to Master your new machine. This class will include a small project to help you learn the features of your machine, increase your knowledge of sewing and achieve greater success with your sewing projects. We will not be touching on embroidery in this class.

Date: TBD **Time:** TBD **Cost:** TBD

Teacher: Meagan Hughes

SERGER CLASSES



BEGIN SERGING

In this series, you will learn the features of your Bernina or Brother serger, to achieve greater success with your serging projects. This class will include a small project to help you learn the features of your machine, increase your knowledge of sewing and achieve greater success with your sewing projects.

Date: TBD **Time:** TBD **Cost:** TBD

1 FREE Class if you purchase a new Bernina or Brother Serger and enroll for this class at the same time!

Teacher: Meagan Hughes



Student Discount

Thank you for taking the time from your busy schedule to take a class with us!

We appreciate your business and support!

Please accept this token of our appreciation for supporting us.

Thank You

Cottage Quilting Ltd.

**Cottage
Cash**

15% OFF
your class
supplies



110, 2000 Spall Road
Kelowna, BC V1Y 9P8
Tel: 250-868-1120

www.cottagequiltingonline.com

DID YOU KNOW?

If you send
customers to us to
buy a machine and
they tell us you sent
them—you get a \$25
Gift Certificate to
the store?

Referral Reward

Your friend came in and bought a sewing machine because of your referral.

Thank you for sending them our way!

Please accept this token of our appreciation for supporting us.

Thank You

Cottage Quilting Ltd.

**Cottage
Cash**

\$25 Off
your next
purchase



Limit one per customer, no cashing in. Please see our website for more details.

SAMPLE

\$2 BUCK A BLOCK—

Heard of Thangles, but don't know what they are? Join our \$2 Buck a Block of the month. If you stick with the program, have fun and get your blocks done in a timely fashion your entire quilt top will only cost you \$34! This is a perfect block of the month program for a new quilter or someone looking to learn a new technique. Your block kit will have a different thangles lesson each month. You will learn how to make quarter squares, tulip squares and flying geese. You will also learn how to use thangles with any quilt pattern.

PICK UP can be the week of the 4th Saturday of every month.

Sept 19-24 * can pick up June, July, Aug, Sept each for \$2 due to summer break.

Oct 17 - 22

Nov 21 - 26

** Dec 5 - 10 **

Rules:

Come to the store with your completed block, pick up your next block for \$2

Come to the store with your un-completed block, pick up your next block for \$4

Miss a month and have to start over - \$5 plus your mentioned fee above.

** FULL ** only those that registered in January can participate.

FULL FOR THE YEAR

Amish with a Twist 2

Designed for both the beginning and experienced quilter, Amish with a Twist II: the Classics draws inspiration for both the block designs and color palette from quilts that are considered to be quintessentially Amish by quilt lovers and collectors. This is an innovative Night and Day block, which is designed to reinforce basic strip piecing and to introduce fast flying geese.

This is designed as a PICK UP GO or can be mailed Block of the Month.

You will receive two blocks and patterns at a time. The monthly fee includes your border kit and binding (backing not included). You can pay the entire BOM fee upfront and pick up your monthly blocks or you can leave a credit card for billing on the 1st of every month. If you want to participate via MAIL regular shipping rates will apply. Finished quilt 105"x105".

Dates: 1st Tuesday of every month but you can join any time after while supplies last

Time: 10am-5pm

Cost: \$39.99 pattern (one time fee) + \$39.99 per month for 6 months (2 blocks issued at a time) \$279.99 total inc. pat



Peaceful Holiday

Peaceful Holiday features the rich and metallic Peaceful Holidays collection by Jason Yenter. This wonderful quilt is put together in 6 sessions. You'll love the train that rambles around the town, and the romping deer on the border. It is the perfect addition to any holiday season. Perfect for your room or the guests coming to stay for the holidays.



This is designed as a PICK UP GO or can be mailed Block of the Month. If you need assistance, you can come to the store the last Tuesday of Every month - Applique/Paper Piecing Club

You will receive two blocks and patterns at a time. The monthly fee includes your border kit and binding (backing not included). You can pay the entire BOM fee upfront and pick up your monthly blocks or you can leave a credit card for billing on the 1st of every month. If you want to participate via MAIL regular shipping rates will apply. Finished quilt 81"x81".

When you sign up for the Applique / Paper piecing club at the same time ~ GET THREE FREE BONUS PATTERNS!

Dates: Aug 30th if you want to finish by Christmas, but you can join any time after while supplies last. Pick up last Tuesday of every month

Time: 10am ~ 1pm

Cost: \$29.99 pattern (one time fee) + \$59.99 per month for 6 months (2 blocks issued at a time) or \$389.99 + inc. pat

Teacher: June Hoiland

Quilters Joy ~ Border Creek Mystery Quilt

Shhhh! It's a Mystery!

Each year Border Creek Station unveils a new fun mystery quilt pattern full of quilting suspense. This year's theme is "Quilter's Joy" and features the fabric collection *Madame Rouge* designed by French General Moda and includes exclusive prints only available with this quilt club.

Quilter's Legacy Quilt Kit includes:

- Skill level = Advanced beginner quilter and beyond
- Quilter's Joy mystery quilt patterns and instructions
- Fabric for top, borders and binding
- Finished size is 98 inches by 98inches (queen)

Batting and backing fabric are not included.

Dates: October will be an open house, then each month after pick up on the 1st until June 2017

Cost: \$299.99 pattern (one time fee) includes all fabric and 8 months of patterns



CLUBS & SHOP HAPPENINGS

FINISH IT FRIDAYS

Do you want to sew while chatting to others? Do you want to learn tips and tricks from ladies around you? Just need a big space to baste that quilt? You are welcome to come down to Cottage Quilting during the day and sew until your heart's content.

Date: Every Friday **Time:** 10am-5pm **Cost:** \$5.00 drop in sew

QUILT TILL YOU WILT

Do you want to sew while chatting to others? Do you want to learn tips and tricks from ladies around you? Just need a big space to baste that quilt? You are welcome to come down to Cottage Quilting during the evening and sew until your heart's content.

Date: First Friday of each month **Time:** 5pm+ **Cost:** \$5 for drop in sew

BAG NIGHT

Do you enjoy making bags? Have you taken some of our bag classes? Did you find a cool pattern on line but you aren't sure how to make it? Come to our Bag O'Fun nights and hang out with the other "Bag Ladies". This night is dedicated strictly to you ladies. There will be a qualified instructor on hand to help you out with your questions.

Date: Last Friday of every month restarting October **Time:** 5pm-9pm **Cost:** \$5 for drop in sew

CHARITY CHICKS

Some do some good with your scraps, or others scraps. One woman's scraps are another woman's treasures! Join us and help our community by making quilts for Kelowna. These quilts are distributed throughout the city to those in need.

Date: 2nd Wednesday of every month **Time:** 10am-3pm **Cost:** Free

EMBROIDERY CLUB

You can work on any project you like if you need to get a couple tips or pointers, we're here to help you through the process.

Date: 1st Tuesday of Every Month **Time:** 10:00a.m. - 1:00p.m.

Cost: \$50.00 for 3 months or \$20.00 Drop in

Teacher: Nelda Himmelman

RAPPS (APPLIQUE & PAPER PIECING CLUB)

Want to learn to appliqué or paper piecing, need help with your project, or just want to join a club. Come out and meet new friends. Your instructor June will teach or help you in anyway she can.

Date: Last Tuesday of Every Month **Time:** 10a.m.-1p.m. **Cost:** \$20

MCD - Sign up for three months and only pay \$50 save \$10!

Teacher: June Hoiland



BERNINA LONG ARM PROGRAMS

BERNINA Q24 RENTER CERTIFICATION


In this two hour class you will learn how to:

- Operate the machine
- Load a Quilt on the frame
- Advance your quilt effortlessly
 - Pantograph Stitching, if you wish
 - Ruler Kit Use, if you wish
 - Practice on muslin before starting on your quilt.

This class is mandatory in order to rent the Bernina Q24

Date: As required Time: 10a.m. -12p.m. Cost: \$100

Teacher: Meagan Hughes



BERNINA Q24 RENTAL PROGRAM

Minimum 2 hour block sections or full day rental

Pre-payment is required at time of booking, hours will be credited for canceled time slots

Suggested operation for lap size is 4 hours

CLASS POLICY

Pre-registration is a must, classes fill early and fast. Fees are accepted at the time of registration in person or by phone.

You may bring your own fabric and supplies however you are extended 15% off your class supply list items, including fabric selection. Patterns and kits excluded.

There must be three (3) minimum for a class to proceed. If the class is cancelled on Cottage Quilting's behalf a store credit will be issued to be redeemed within six months in the form of a gift certificate. This store credit may be applied to another class of your choice, not to be redeemed for cash.

We consider your enrollment to be a commitment to our teachers, if you cancel prior to seven days of the class start date a store credit in the full amount will be issued to you which must be redeemed within three months. This store credit may be applied to another class of your choice. If you cancel within seven days of the class date you will not receive a refund.

We request that you bring your own sewing machine to class but if you are unable to bring yours we do have loaners. They are first come first serve so please ensure you let someone know prior to your class date so you are not disappointed that there are no loaner machines left.

We hope you like the selection of classes coming up. We are happy to receive suggestions on others if you are really interested in something else.