

Team Colors Bunting for Seahawk Fans


Designed by Anna-Beth at our Northgate store



**On the wall. On the fence.
SHOW YOUR COLORS!**


What You'll Need

- Three quarter yard cuts of team color fabrics (Anna-Beth chose batiks since they look good on either side, but if it's going on a wall or a fence, fun prints would work great)
- Double fold bias tape (1 pack makes 4 yards, but you'll have enough flags to do a couple if you want more!)
- Rotary cutter, mat and ruler
- A piece of paper or card stock to make a template
- Sewing machine loaded with thread to match your bias tape
- A piece of colored tape (Anna-Beth used Glow-Line™ tape because it is low tack and easy to remove, but painter's tape would work in a pinch)




How to Make

1. Cut your template paper down to 4" x 7".



2. Fold in half the long way and lay your ruler diagonally across it. Cut along your ruler and unfold the triangle to make your template.



3. Stack your three fabrics and trim them all down to a neat 7" strip. Keeping them stacked, lay your template with the 4" edge along the long edge of your fabric and start cutting out your triangles. Keep them stacked in as you go. Just keep moving your template and cutting on either side of it until all your triangles are cut.



4. Open up the fold of your bias tape and place the top edge of the first triangle off your stack inside, then fold it back. Start stitching along the open edge of the bias, catching the top of the triangle inside the bias tape. When you reach the end of your triangle, pause for a moment.



5. Grab that bit of colored tape and put it on your sewing machine about three to four inches in front of your needle. This will mark where to start the next triangle. Pause your stitching whenever you reach the end of a triangle and place the next one.



6. Keep adding triangles and stitching until you reach the end of your bias tape. Add another pack of tape if you want it to be longer.



7. Pin up on a wall, tie between trees, or string along the eaves of your porch for a festive look: fabulous Super Bowl decor!

