




Block 77: Joseph

Pattern for one 8"x12" finished block. All seams are 1/4".
Pressing directions are indicated.

Fabric Requirements & Cutting instructions	
Fabric 1 Shown Gray	Fat 1/16th or scrap (4) 2"x2-1/2" rectangles (4) 2-3/8" squares, cut once diagonally 
Fabric 2 Shown Brown	Fat 1/8th or scrap (1) 2-1/2" square (4) 2" squares (2) 2-1/2"x8-1/2" rectangles
Fabric 3 Shown Black	Fat 1/16th or scrap (4) 2" squares (4) 2"x2-1/2" rectangles (4) 2-3/8" squares, cut once diagonally 
Contrast Turquoise	Fat 1/16th or scrap (1) 2-3/8" square, cut once diagonally 

"Did you not know that I must be in my Father's house?" **Luke 2:49**

He was a 90-year-old widower with four sons and two daughters. He should be looking for a wife who could


help him care for his family. But instead, Joseph answered it would take a special man to stand up and agree to take a young pregnant woman as his wife. But that is exactly what Joseph did. The details are a little sketchy here. One source says he took Mary in and later learned of her pregnancy. Another source says that Joseph was chosen by "lot" by the elders of the community. Regardless of how they came to be together, we know that Joseph agreed to marry Mary and become the babe's stepfather. During a time where Mary could have been ostracized (or even killed) for being an unwed mother, Joseph protected her and her unborn child.

Joseph was a deeply religious man and a skilled carpenter. As any father would, Joseph shared his faith and his trade with Jesus. Jesus worked alongside Joseph and his brother, James on a wide variety of carpentry jobs. They faithfully observed Holy Days and travelled to Jerusalem for the Passover festival each year. You will recall that when Jesus was twelve, they lost him. I can only imagine their sense of panic when, as they were travelling in a caravan of friends and family, they discovered they had left Jesus behind. I could see how it could happen, though. They were traveling in a large group. Joseph probably thought that Jesus was with Mary, and Mary probably assumed that Jesus was with Joseph. They had travelled a full day before discovering that Jesus was not with the caravan. They rushed back to Jerusalem and found Jesus in the temple among the teachers asking questions. When Joseph and Mary rushed in, Jesus seemed surprised at their anguish and wondered aloud, "Did you not know that I must be in my Father's house?" **Luke 2:49** The family returned to Nazareth, where Joseph continued to train Jesus as a carpenter and continued to nurture his faith. Joseph is not mentioned again in the Bible. We assume that Joseph died of natural causes sometime before Jesus began his ministry when he turned 30. Joseph must have been a wonderful, loving father, offering Jesus a great model of fatherhood. Later, Jesus described God as a loving father, a description he could offer easily because he knew from experience how a loving father behaves.





Fabric 2



Fab 3

Fab 1

Block 77: Joseph

Pattern for one 8"x12" finished block. All seams are 1/4".
Pressing directions are indicated.

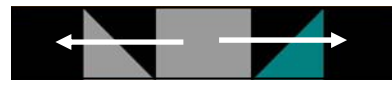

Make 6




Make 2



Instructions

1. Begin by making the half-square units. Stitch Fabric 3/Fabric 1(Contrast) triangles together. Press seams toward Fabric 1/ Contrast fabric. The unfinished unit should measure 2" square. Make (6) Fabric 3/Fabric 1 units and (2) Fabric 3/Contrast unit.
2. Stitch the 1st and 5th rows together using Fabric 3 squares, half-square units from Step 1, and Fabric 1 rectangles. Press seams to the outside. The unfinished row should measure 2"x8-1/2". Make (2) rows.
 
3. Stitch the 2nd and 4th rows together using small Fabric 2 squares, half-square units from Step 1 and Fabric 3 rectangles. Press to the inside. The unfinished row should measure 2"x8-1/2". Make (2) rows.
 
4. Stitch the center row together using Fabric 1 rectangles, Fabric 3 rectangles and the large Fabric 2 square. Press to the outside. The unfinished row should measure 2-1/2"x8-1/2".
 
5. Stitch the rows together to complete the block. Press seam open. The unfinished block should measure 8-1/2" square.
6. Setting Tabs: Stitch 2-1/2"x8-1/2" rectangles to the top and bottom of the unit. Press toward the rectangles. The unfinished block should measure 8-1/2"x12-1/2".

Optional: Embroider the block name and Bible verse on the setting tabs.



Joseph

Luke 2:49



The image shows a quilt block design. It consists of a central 4x4 grid of squares. The squares are colored in a pattern: the center square is brown, the squares immediately surrounding it are black, and the next layer of squares is white. The four corner squares of the grid contain triangles: the top-left and bottom-right corners have black triangles, the top-right and bottom-left corners have white triangles, and the four squares adjacent to the corners (top-left, top-right, bottom-left, bottom-right) contain teal triangles. The entire 4x4 grid is surrounded by a wide brown border.

The space below is provided for your personal reflection.

[illegible]