

# Fall & Winter Classes

**Come to our  
Fall Class Reveal  
Sunday, August 28th  
at 2:00 PM  
to See the New Class  
Samples and SAVE 15%  
OFF Class Fees !**

## Kids Fun Sewing Classes

### Kids Basic Sewing Classes .... with Beth

Your child (age 8 to 14) will enjoy learning basic sewing techniques in these fun classes making kid-friendly projects through careful step-by-step instructions and hands-on sewing in class. Many of these classes are scheduled on early out days or off all days for the Columbia Public Schools!

#### Easy Pillowcase:

A. 9 – Noon	Tue.	Nov. 8
B. 9 – Noon	Wed.	Dec. 21
C. 9 – Noon	Tue.	Jan. 3
D. 9 – Noon	Mon.	Feb. 6

Create this fun pillowcase. Fee \$30.

#### Quick Drawstring Bag Class:

A. 9 – Noon	Fri.	Nov. 11
B. 9 – Noon	Thr.	Dec. 22
C. 1 – 4:00 PM	Tue.	Jan. 3

Who doesn't need another great bag! Fee \$30.

#### Handy Pencil Bag:


A. 2 – 4 PM	Wed.	Oct. 19
B. 2 – 4 PM	Tue.	Mar. 7

Fabric kit included. Fee \$18.

#### Fun Patchwork Pillow:

A. 9 – Noon	Fri.	Dec. 23
-------------	------	---------

Easy charm pack pillow. Fee \$30.



### Youth Quilt Camp .... with Beth & Jean

A. 1:00 – 4:00 PM	Sun.	Oct. 30, Nov. 6, 13, 20
B. 1:00 – 4:00 PM	Sun.	Jan. 8, 15, 29, Feb. 5
C. 9:00 – Noon	Tue. thru Fri.	Mar. 28 – 31
D. 9:00 – Noon	Tue. thru Fri.	May 30 – June 2



Give your kids something productive to do with their free time. They will have lots of fun making their very own machine pieced quilt in this easy quilting class. Students aged 8 to 10 years will have assistance cutting their pieces. Students 10+ years will explore rotary cutting techniques. Machine piecing with a 1/4" seam will be covered plus how to make the quilt sandwich, turn, and hand or machine tie the quilt. Students must have taken at least one basic kids sewing class from AQC within the last year to take this advanced class. The Camp fee is \$150 which includes all the materials needed to make this fun quilt.



### Recommended Skill Levels for Sewing Classes:



**Beginner**



**Confident Beginner**



**Intermediate**



**Advanced**

The skill level refers to the sewing experience needed to complete the project within each class category; not the overall sewing experience of the student.

### Sleepover Bag Class:

A. 1 – 4:00 PM	Sun.	Dec. 11
B. 9 – Noon	Sat.	Jan. 21



This is a super bag to take on an overnight or just about anywhere! Great 2nd project for a younger sewer! Fee \$30

### PJ Pants .... with Beth

A. 10 – 4:00 PM	Mon.	Sept. 26
B. 10 – 4:00 PM	Fri.	Feb. 17



This easy to sew pattern is great for the beginner (12 years or older) or the seasoned sewer. Take your sewing to the next level and learn to make these easy pajama pants! Everyone loves warm and cozy pj pants whether they're made from cotton or soft flannel. Fee \$45.



## Fashion & Accessory Classes

### Stylist Swing Jacket .... with Susan

A. 6:00 – 9:00 PM Fri. Sept. 16 & 23  
B. 10:00 – 1:00 PM Sun. Jan. 8 & 15

This casual hip length jacket features dolman sleeves, no set in sleeves! This makes for a quick and easy project. You may choose a quick edge by serging the seams and hems or finished edges for a more polished jacket. Whether made from one fabric or with contrasting lapels this warm and toasty unlined jacket will be a great addition to your wardrobe. Fee \$60



### Silhouette Vest .... with Beth

A. 6:00 – 9:30 PM Wed. Sept. 21  
B. 6:00 – 9:30 PM Wed. Oct. 26

Learn to use your serger to assemble this fun and flattering vest. This is a great project for a new sewer and also fun for the more experienced sewer. Don't have a serger, you can still complete the project with your sewing machine. Fee \$40.



### Swivel Hook Tote .... with Suzanne

A. 1:00 – 4:00 PM Fri. Oct. 14 & 21

A simple metal hook serves as the focal point of this great bag. When you have a lot to carry, simply unhook to use the bag as a conventional tote. Customize your tote with two fun pieced sections and monogram if desired. Then quilt your tote sections and assemble with Suzanne's help. What a fun project for the fall. Fee \$40.



### Hexie Zip Pouch .... with Suzanne

A. 1:00 – 4:00 PM Mon. Nov. 14 & 28

This retro pouch design utilizes English paper piecing. Explore this simple hand technique with Suzanne. Then add the quilting and learn easy zipper and construction techniques in this fun class. This fun pouch will make wonderful gifts for family and friends. Fee \$60.



### Messenger Bag .... with Wendy

A. 10:00 – 4:00 PM

Sat. Jan. 28



This amazing messenger bag is great as a purse or laptop carrier. With a large exterior back pocket and two interior pockets, there's ample storage to fit all your needs. Wear it over the shoulder or cross-body. Measures 16"x11"x3". Fee \$60.



### Tuffet .... with Wendy

A. 1:00 – 4:00 PM

Sun.

Sept. 18 & Oct. 23

B. 9:00 – Noon

Fri.

Oct. 21 & Nov. 4



We all know the nursery rhyme: Little Miss Muffet sat on her tuffet, eating her curds and whey. But she didn't know how much fun it can be to make this fun tuffet! Add a touch of whimsy for your home. Let Wendy show you how! Fee \$60.



## Embroidery Classes

### Bootiful Halloween Pillow .... with Robin

A. 1:00 – 4:00 PM Wed. Sept. 28 & Oct. 5



Dress

up your bench or couch with this fun Halloween pillow. The appliqué can be done by machine or with your embroidery machine. Whichever way you choose yours will be Bootiful too! \*Fee \$60.




### Holiday Skating .... with Marilyn

A. 10:00 – 4:00 PM

Tue. Nov. 29



Having trouble with embroidery placement? Join Marilyn for this informative class to learn to use paper templates for precise placement of multiple hoopings. You will be creating this stunning holiday wall hanging in class. \*Fee \$60.





# Embroidery Classes (cont.)

## Periodic Table of Sewing .... with Wendy

A. 10:00 – 2:00 PM Mon. Oct. 10, Nov. 7 & Dec. 5

Have fun creating balance & structure with your own Periodic Table of Embroidery & Quilting terms! Wendy will show you how to do easy applique and quilting in the hoop, and then sew your elements together. \*Fee \$85.



## Poinsettia Tile Work.... with Wendy

A. 9:00 – Noon Fri. Oct. 14 & 28

B. 9:00 – Noon Mon. Nov. 14 & 28

Enjoy the holidays with this beautiful embroidered wall hanging of stunning poinsettias. Let Wendy show you how to create this lovely tiled scene easily with your embroidery machine. \*Fee \$60.



## Holiday Bench Pillow .... with Robin

A. 1:00 – 4:00 PM Fri. Nov. 4 & 11

Create this fun holiday pillow with your embroidery machine. Robin will help you master the techniques. Add fun buttons and trims to make each wreath unique. \*Fee \$60.



## Holly Jolly Christmas

.... with Marilyn

A. 10:00 – 4:00 PM Sat. Nov. 5

What a delightful wall hanging to make for your holiday decor or as a gift for another. Use easy applique in the embroidery hoop techniques to make this fun project. Marilyn will also help those who have the Silhouette Cameo cutter cut all their applique pieces quickly and easily. \*Fee \$60.



## Felted Christmas

.... with Wendy

A. 9:00 – Noon Fri. Nov. 11 & Dec. 9

This winter, enjoy all of the beautiful snowflakes with this fun embroidery project. Wendy will show you how fun it is to do felting in your machine embroidery hoop. \*Fee \$60.



## Embroidery Software

### Conquer Your Cameo Cutter .... with Marilyn

A. 9:00 – Noon Sat. Sept. 17

Have a Silhouette Cameo Cutter and are unsure how to use it? This is the class for you. Explore how to take PDF's, existing applique stitch files, and cut files from embroidery software to the cutter and arrange them for a perfectly-sized cut. You will also learn how to prepare the fabric for best results. Fee \$40.



### Christmas Stockings .... with Marilyn

A. 1:00 – 4:00 PM Sun. Oct. 2, Nov. 6 & Dec. 4

Hand cross stitched Christmas stockings are so special but very time consuming to make or expensive to purchase. Now you can create these beautiful cross stitched Christmas stockings quickly and easily with cross stitch software and your embroidery machine. Prerequisite: your cross stitch software guide lessons. Fee \$80.



### Cardinal Magic .... with Marilyn

A. 1:00 – 4:00 PM Sat. Oct. 22 & 29

Join Marilyn for this fun software class to learn to digitize your own patterns for applique in the hoop. Then easily stitch out the design in your embroidery hoop. We will also include instructions for using the Silhouette Cameo cutter to pre-cut your appliques. No more trimming in the hoop needed! Students must have completed their AQC Premier+ Ultra Digitizing embroidery



\*Note: Our embroidery classes are intended to help you learn more about your embroidery machine. Students need to have completed their basic machine guide lessons prior to enrolling in our hands-on embroidery classes.



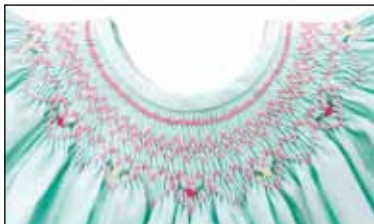
# Hand Smocking Classes

## Basic Hand Smocking .... with Louese

A. 1:00 – 4:00 PM Sun. Oct. 2



Learn the basics of delicate geometric hand smocking used in both children's and adult clothing and heirloom sewing. This class is to get you started with the fundamentals. Fee \$40.



## Smocked Ornaments .... with Louese

A. 1:00 – 4:00 PM Wed. Nov. 9 & 30



After you have taken the basic Hand Smocking class, this would be a great follow up class to start a small smocking project. You can hone your smocking skills while making beautiful smocked ornaments to hang on your Christmas tree. Make several as perfect gifts for family and friends! Fee \$60.



# Machine Piecing

## Appletree Quilting University 100

.... with Millie, Wendy & Marilyn

A. 1:00 – 4:00 PM Tue. Sept. 27, Oct. 4, 18, 25, Nov. 1, & 15  
B. 6:00 – 9:00 PM Tue. Sept. 27, Oct. 4, 18, 25, Nov. 1, & 15



If you are new to quilting or would like to learn all the tricks and secrets to successful machine quilting, we have the perfect class for you. Join the teaching staff of Appletree Quilting for this six week course and let us guide you through all aspects of the quilting process including:

1. The secrets of safe and accurate rotary cutting;
2. Accuracy, both in piecing and in pressing the blocks;
3. Setting the quilt blocks together;
4. Adding perfectly mitered borders that don't pucker;
5. Machine quilting the quilt sandwich;
6. Binding your finished quilt and adding your label.

Start with a good foundation. Learn everything you need to make beautiful quilts easily and successfully during this comprehensive Appletree Quilting University course! Students may elect to make a lap quilt, table topper, or table runner. Class notebook included. Fee \$140.



## Quilting University 200: Beyond the Basics

.... Millie & Marilyn

A. 1:00 – 4:00 PM Mon. Oct. 31, Nov. 7, 21, Dec. 5 & 12  
B. 6:00 – 9:00 PM Mon. Oct. 31, Nov. 7, 21, Dec. 5 & 12

If you have mastered quilting basics as taught in our Quilting University Class 100, join us for level 200 to learn more advanced techniques including:

1. Improve accuracy in rotary cutting;
2. Learn precision piecing and pressing;
3. Explore other block elements including flying geese, quarter square triangles, and square in a square;
4. Learn successful techniques for on-point block layout;
5. Add perfectly mitered borders;
6. Learn more advanced quilting and binding techniques.

Build on your good foundation from AQU 100. Students may elect to make a wall hanging, lap quilt, or larger quilt top. Fee \$120.



## Appletree Color University .... with Millie & Wendy

A. 6:30 – 9:00 PM Mon., Wed. & Fri. Oct. 17, 19 & 21  
PLUS 10:00 – 3:00 PM Sat. Oct. 22 & 29

Do you love to quilt but have trouble selecting fabrics that truly work together? Then this class will help you gain the confidence and understanding you need to pull stunning

quilts. The class will include an in-depth study of color theory and how it applies to fabrics. Homework exercises will help reinforce concepts studied in class. Then select your fabric for this stunning wall hanging. We will do a color paste up of the main block to check your design and then assemble your wall hanging. Class notebook included. Fee \$135.





# Beginning Level

## Easy Weave Quilt .... with Millie

A. 1:00 – 4 PM Sat. Sept. 17 & 24

Fabric selection and placement will create the optical illusion of woven blocks. Use either your basic sewing machine or serger. We will speed piece your quilt top together in no time. Explore quick strip piecing techniques in this easy class. Fee \$60.



## Modern Crosses .... with Wendy

A. 1:00 – 4:00 PM Sun. Oct. 9 & 16

B. 6:00 – 9:00 PM Mon. Jan. 9 & 23

Pare down the traditional Log Cabin block to its most basic elements - the center square and four logs. Then join 4 units together to make a block. This easy project is a snap to assemble. Wendy will help you learn basic strip piecing and build a strong foundation. Fee \$60.



## BQ3 .... with Wendy

A. 9:00 – Noon Mon. Oct. 24 & 31

B. 10:00 – 1:00 PM Fri. Jan. 13 & 27

Take the simple Rail Fence design to the next level! This is the perfect quilt to utilize all those luscious large print fabrics you've been avoiding. Wendy will guide you through the easy steps for creating this stunning quilt top. Fee \$60.



## The Bees Knees .... with Suzanne

A. 1:00 – 4:00 PM Wed. Nov. 9 & 30



Join Suzanne to make this quick and easy table runner. Explore basic strip piecing and quilting techniques. Also learn an easy finishing method with self binding. The student may elect to make place mats in lieu of the table runner. This is a great beginner project. Fee \$60



## Magic Rag Quilt .... with Wendy

A. 1:00 – 5:00 PM Sat. Dec. 3

B. 10:00 – 2:00 PM Mon. Jan. 16

This is truly the easiest quilt to make! Select several of our cotton flannels and we will pre-cut and pre-fringe the blocks for you. All you have to do is sew the blocks together! The magic of this project happens when you wash and dry the quilt allowing the fringed seam allowances to bloom. Add optional embroidered or applique blocks. Fee \$65.



# Confident Beginner

## Radiant .... with Jean

A. 6:00 – 9:00 PM Wed.

Oct. 5 & 12

This is an easy quilt to sew and a stunning quilt to display. Jean will guide you through the basic steps. Careful color selection makes this quilt appear to have layers and dimension. Fee \$60.



## Panel Magic .... with Millie

A. 9:00 – Noon Wed. Oct. 19 & 26

Make every quilt a special one with a gorgeous pieced border. Bring your own unbordered quilt top or panel to class and learn the secrets of adding perfectly matched pieced borders. No more partial blocks to finesse at the corners. We will explore color choices for the perfect pieced borders to accent your quilt! Fee \$60.



## Market Square Table Topper .... with Jean

A. 10:00 – 4:00 PM Mon.

Oct. 17

B. 6:00 – 9:00 PM Tue.

Nov. 8 & 22

Join Jean to make this stunning new table topper. Learn easy triangle techniques as you construct your five star blocks. Then assemble your quilt top with ease and confidence! Fee \$60.





## **EZ Log Cabin .... with Jackie**

**A. 6:00 – 9:00 PM Wed. Oct. 26 & Nov. 9**



Learn the secrets of Log Cabin block construction as you assemble this lovely quilt top. Join Jackie as she shows you a quick and easy way to successfully strip piece the block. Then experiment with block arrangements to create different layouts like this “barn raising” design. Fee \$60.



## **Chinese Lanterns .... with Suzanne**

**A. 1:00 – 4:00 PM Wed. Nov. 2 & 16**



This stunning contemporary quilt is constructed with 3” strips in an assortment of fun prints and a calm background fabric. It is how you sew the strips together that creates this memorable pineapple effect. Join Suzanne to learn all the easy secrets to successful piecing. Fee \$60.



## **Hexagon Triangle Frenzy .... with Jean**

**A. 1 – 4 PM Mon. Oct. 3**

**B. 6 – 9 PM Wed. Nov. 16**



Simply select a lovely border stripe and join us for this fun class. A 60° triangle ruler will allow you to cut the perfect angles for this stunning table topper. Watch as the magic evolves! Fee \$40.



## **Mini Twist .... with Louese**

**A. 1:00 – 4:00 PM Sun. Nov. 20 & 27**



Explore the art of curved piecing while making this stunning 27”x36” wall quilt. You will learn how easy it is to cut curved pieces with the QCR Mini Ruler, and how simple and fun curved piecing can be. Louese will show you the easy tricks! Fee \$60.



## **Intermediate**



### **Victorian Star .... with Jean**

**A. 10:00 – 4:00 PM Fri. Sept. 30**

This stunning Victorian Star wall hanging is based on a 20” star block with lots of pieces. Let Jean show you how to assemble the block the easy and efficient way! Students may elect to make a wall hanging or add more blocks for a bed sized quilt. Fee \$60.




### **Tree Skirt .... with Jackie**

**A. 6:00 – 9:00 PM Fri.**

**Oct. 14, 28 & Nov. 11**



Create a star burst tree skirt using strips of fabric and the 10° wedge ruler. Jackie will show you the secrets to getting the most out of your fabric strips and how to create this stunning star tree skirt. Fee \$80.



### **Recommended Skill Levels for Sewing Classes:**



**Beginner**



**Confident Beginner**



**Intermediate**



**Advanced**

The skill level refers to the sewing experience needed to complete the project within each class category; not the overall sewing experience of the student.



## Machine Applique

### "Too Fa-Boo-lous" Halloween Bag .... with Susan

A. 1:00 – 5:00 PM Sat. Oct. 1

This beginning applique is a real kick to sew. You will be introduced to machine applique using the fused method. Explore your decorative stitches on your sewing machine to embellish the edges of the applique shoes. We will then fashion the block into a simple treat bag with flower rosettes on the witch's toes. Fee \$50.



### Fun Appliqued Pot Holders .... with Susan

A. 4:00 – 8:00 PM Sat. Nov. 5

B. 1:00 – 5:00 PM Sun. Dec. 11

Select one of four fun holiday designs for this class. Learn how to do easy applique, quilting, and bias binding, too! These easy pot holders make great gifts. Fee \$50.



### Here Comes Winter

.... with Susan

A. 6:00 – 9:00 PM

Fri. Jan. 6 & 20

Celebrate winter with this fun applique quilt. It combines fused applique snow men with simple rail fence blocks. The blocks are quickly sewn with easy strip piecing. You will also learn successful pressing methods for perfect strip sets and flat blocks. Fee \$60.



## Paper Piecing

### Magic Ice Crystals

.... with Helen

A. 6:00 – 9:00 PM Mon.  
Nov. 7, 21, Dec. 12


Join Helen for this excellent introduction to fine paper piecing. You will learn an easy freezer paper technique for paperless paper piecing while making this stunning Judy Niemeyer project. Fee \$80.



## Quilt Finishing Classes

### Machine Quilting, Plus! .... with Marilyn

A. 10:00 – 4:00 PM Sat. Sept. 24



It's not a quilt until it's quilted! Join Marilyn to learn basic machine quilting techniques. Learn how to layer the quilt sandwich and quilt it with stitch-in-the-ditch and straight line quilting. If you have a programmable computerized machine, Marilyn will show you how to do mock hand quilting easily by machine. Then, if you have an embroidery machine, explore computerized quilting in the hoop. Fee \$60.

### Perfect Quilt Binding .... with Marilyn

A. 1:00 – 4:00 PM Tue. Nov. 15

B. 6:00 – 9:00 PM Tue. Nov. 15

Is your quilt binding lumpy and uneven with rounded corners and poor miters? Many prize worthy quilts have failed due to shoddy binding. Learn the basic techniques of applying perfect quilt binding with either straight grain or bias strips. Master continuous bias binding and precise mitered corners on both the front and back sides. Fee \$35.



### Free Motion Quilting .... with Helen

A. 10:00 – 4:00 PM Sat. Dec. 17

Spend a day with Helen to explore basic free motion quilting techniques. You may start with a small wall hanging or fun panel for the class project. Learn the basic motions and skills needed to let your stitching flow smoothly and effortlessly. Explore multiple basic design elements in class. Soon you too will be doing amazing free motion quilting. Fee \$60.





## Advanced Free Motion Quilting .... with Helen

A. 10:00 – 4:00 PM Fri. Jan. 6



Take your free motion skills to the next level in this all day class with Helen. Start with a free motion panel and learn to create designs for quilt blocks, borders, and more. Practice feather quilting, curves, straight lines, and various stippling patterns as you learn how to add quilt designs to your project. Fee \$60.

## Trapunto Quilting

.... with Helen

A. 10:00 – 4:00 PM

Mon. Oct. 10



Spend the day with Helen and expand your free motion skills. You will use stencils and vanishing thread to create your masterpiece trapunto design in class. Fee \$60.



## Thread Painting

.... with Helen

A. 10:00 – 4:00 PM

Mon. Oct. 24

Let your creative juices flow and have fun with your free motion skills! You will learn basic thread painting and shading techniques to achieve depth and dimension in your design. Helen will guide you through the process! Fee \$60.



## Give Back Sew Days

### Give Back Fridays .... with Beth & Staff

A. 10:00 – 5:00 PM Friday

Sept. 16, Oct. 21, Nov. 25-26, Dec. 16 & Jan. 20



Join Beth and the AQC staff one Friday a month to donate your time and talents for worthy causes in the community. We will support a different group or charity each quarter. This quarter we will be making pillowcases for **Ryan's Case for Smiles Children's Program** (formerly ConKerr Cancer) and tote bags for **Operation Christmas Child**.

Please join us by giving an hour or a day to give back to the community. No special skills are required, just a willingness to help. Appletree Quilting will provide the space, machines, fabric, sewing guidance, plus snacks and chocolate, of course! If you have any clean usable fabric to donate for our causes, we would greatly appreciate it. Bless you.

No charge for this event, just free fun and fellowship plus our thanks and God's blessings!

## FREE Open Sewing on Mondays

10:00 – 5:00 PM Mondays - Space Permitting!

If there are no classes being held in the class room on Monday, Appletree Quilting Center will offer FREE Open Sewing for the benefit and convenience of our customers. If you need more space and better lighting for a project, simply call on Mondays to ensure the classroom is available. No teacher will be available during this time but we will attempt to help you with any problems if time permits.



# Machine Guide Lessons

If you purchased your Viking or BERNINA machine or software from AQC, your guide lessons are FREE and you may repeat them as often as you like (space permitting). If you purchased your machine elsewhere and would like to take your owner's guide lessons with Appletree Quilting, you must register for the complete set of lessons provided for your particular machine or software:

If the class meets: one time, the fee will be \$150;  
two times, the fee will be \$300;  
three times, the fee will be \$450;  
or four times, the fee will be \$600.

Please register for guide classes at least one week prior to the beginning of a class series.

## VIKING Guide Lessons

**Machine Guide Lessons:** Please bring your sewing machine or serger, manual, foot control, power cord, and all the accessories to class. Embroidery machine owners do not need to bring their embroidery units to class until the third week.

### Lessons for Basic Viking Machines

A. 1:00 – 3:30 PM	Tue.	Sept. 6
B. 6:30 – 9:00 PM	Tue.	Oct. 4
C. 1:00 – 3:30 PM	Tue.	Nov. 1
D. 6:30 – 9:00 PM	Tue.	Jan. 3
E. 1:00 – 3:30 PM	Tue.	Feb. 7

This class is for owners of basic Viking sewing machines including 100Q, Eden Rose 250M, Tribute 140M, Emerald 203, 183, 118 and 116, and the E20 or equivalent. This class will cover basic machine operation and maintenance.

### Lessons for Computerized Viking Machines

A. 1:00 – 3:30 PM	Tue.	Sept. 20, 27
B. 6:30 – 9:00 PM	Tue.	Oct. 11, 18
C. 1:00 – 3:30 PM	Tue.	Nov. 8, 15
D. 6:30 – 9:00 PM	Tue.	Jan. 10, 17
E. 1:00 – 3:30 PM	Tue.	Feb. 14, 21

This class is for owners of computerized Viking sewing machines including Sapphires, Opals, Eden Rose 250C, Tribute 140C, or equivalent. The first class of each session will cover basic machine operation and maintenance. The second class will cover additional features and programming.

### Lessons for Viking Embroidery Machines

A. 1:00 – 3:30 PM	Thr.	Sept. 8, 15, 22, 29
B. 6:30 – 9:00 PM	Thr.	Oct. 6, 13, 20, 27
C. 1:00 – 3:30 PM	Thr.	Nov. 3, 10, 17, Dec. 1
D. 6:30 – 9:00 PM	Thr.	Jan. 5, 12, 19, 26
E. 1:00 – 3:30 PM	Thr.	Feb. 2, 9, 16, 23

This class is for owners of Viking embroidery machines including the Designer Diamond, Designer Ruby, Designer Topaz, or Designer SE. The first two classes of each session will cover sewing machine operation, techniques, and maintenance. The third class will cover machine embroidery

techniques. The fourth class will explore design positioning, on screen customizing, and computer connectivity.

### Lessons for Viking Epic

A. 6:00 – 9:00 PM	Thr.	Sept. 8, 15, 22
B. 1:00 – 4:00 PM	Thr.	Oct. 6, 13, 20
C. 6:00 – 9:00 PM	Thr.	Nov. 3, 10, 17
D. 1:00 – 4:00 PM	Thr.	Jan. 5, 12, 19
E. 6:00 – 9:00 PM	Thr.	Feb. 2, 9, 16

This class is for owners of the new top of the line Viking Epic embroidery machine.

### Viking Platinum, HandiQuilter & Serger Lessons

By special appointment only. If you purchased your longarm quilter or serger from AQC, your guide lessons are free. If you purchased elsewhere, there will be at a charge of \$75 per hour with a one hour minimum.

**Viking Software Guide Lessons:** Please bring your laptop with the current software installed and your dongle to class. If you need assistance installing your software, please make a special appointment prior to the class dates. We do not have class time for installation.

### Premier Plus Embroidery

A. 2:00 – 4:00 PM	Sun.	Sept. 11 & 25
-------------------	------	---------------

### Premier Plus Editor

A. 2:00 – 4:00 PM	Sun.	Oct. 9 & 16
-------------------	------	-------------

### Premier Plus Cross Stitch

A. 2:00 – 4:00 PM	Sun.	Oct. 30
-------------------	------	---------

### Premier Plus Ultra Design Creator

A. 2:00 – 4:00 PM	Sun.	Nov. 13 & 20
-------------------	------	--------------

## BERNINA Guide Lessons

**Machine Guide Lessons:** Please bring your sewing machine or serger, manual, foot control, power cord, and all the accessories to class. Embroidery machine owners do not need to bring their embroidery units to class until the third and fourth week.

### Lessons for Bernettes and BERNINA Sewing Machines through the 5 Series

A. 6:30 – 9:00 PM	Tue.	Sept. 6, 20, 27
B. 1:00 – 3:30 PM	Tue.	Oct. 4, 11, 18
C. 6:30 – 9:00 PM	Tue.	Nov. 1, 8, 15
D. 1:00 – 3:30 PM	Tue.	Jan. 3, 10, 17
E. 6:30 – 9:00 PM	Tue.	Feb. 7, 14, 21

This class is for owners of any current Bernette or BERNINA sewing machines including Bernette Seville, London 5, Chicago 5 & 7, and BERNINA 300 and 500 series models purchased from Appletree Quilting Center.

Class #1: Basic machine operation and maintenance for all machines in this category.

Class #2: Additional features and programming for BERNINA 300 and 500 series models.

Class #3: Embroidery features for Chicago 7 and BERNINA 560 (if applicable) and 580.



## BERNINA 7 & 8 Series Embroidery Machines

- A. 1:00 – 3:30 PM Thr. Oct. 6, 13, 20, 27  
 B. 6:30 – 9:00 PM Thr. Nov. 3, 10, 17, Dec. 1  
 C. 1:00 – 3:30 PM Thr. Jan. 5, 12, 19, 26  
 D. 6:30 – 9:00 PM Thr. Feb. 2, 9, 16, Mar. 2

This class is for owners of any current BERNINA series 7 or 8 sewing machines including the 710, 740, 750, 770, 780, 790, 880, and 880 Select purchased from AQC.

Class #1: Basic machine operation and maintenance for all machines in this category.

Class #2: Additional features and programming for all machines in this category.

Class #3: Additional features and programming for all machines in this category.

Plus, introduction to embroidery features for the BERNINA 750, 770 (if applicable), 780, 790, 880, and 880 Select.

Class #4: Additional embroidery features for BERNINA 750, 770, 780, 790, 880 and 880 Select.

If you have purchased a 750 or 770 with embroidery, 780, 790, 880, or 880 Select, please bring your embroidery unit to class #3 and class #4.

### Class & Special Event Policies

Your class fee is due at registration. This guarantees your place in class. Class size is limited. So please register early. Sometimes a great class is cancelled because people wait to the last minute to register. Each class needs a minimum enrollment at least three days before it begins.

Full refunds or store credits will be issued only if the class is cancelled by AQC due to bad weather or insufficient registration. Any class cancellation made by the student must be received 7 days before the class in order to receive a store credit less a \$5 processing fee; no refunds will be given. Credits or refunds are not available on special events.

You will receive a class supply list upon registration. Students will receive a 15% discount off all nonsale fabrics and notions for class supplies. Please inform the sales personnel that you are buying supplies for a class. We truly appreciate your support when purchasing class supplies only from Appletree Quilting Center. No other quilt shop in the mid-Missouri area offers you the quality and selection of classes and fabrics from which to choose. Bring your own sewing machine to class or you may reserve one of our regular class room machines at no additional charge.

**Please be prompt! Everyone's time is valuable.**

**Please do not wear heavy perfume or cologne to class.**

**Please turn cell phones off or to vibrate mode.**

**Please come to class prepared.**

**Please call if you are unable to attend a class session.**

## Golden Apple Clubs

Join us for one or both of our two clubs to learn lots of new sewing, quilting, embroidery, and software techniques. Plus, share great ideas, motivation, tips, problems, and laughter with all your sewing friends at Appletree Quilting Center.

### VIKING Club

**Meets Monthly on the second Saturday at 10:00 AM**

**Sept. 10, Oct. 15, Nov. 12, Dec. 10, Jan. 14, Feb. 11**

All customers of AQC are welcome to join regardless of the brand of machine you own. Appletree Viking Club dues are \$75 for the year. Members receive a 10% discount on all nonsale fabric and notion purchases. The discount alone is worth the cost of membership!

### BERNINA Club

**Meets Bi-Monthly on the first Saturday at 10:00 AM**

**Oct. 1, Dec. 3, Feb. 4**

All customers of AQC are welcome to join regardless of the brand of machine you own. Appletree BERNINA Club dues are \$40 for the year. Members receive a 10% discount on all nonsale fabric and notion purchases. Join both Viking Club and BERNINA Club for only \$100.

Mail Registration and Class Fee(s) to:

### Appletree Quilting Center

2541 Bernadette Dr.  
 Columbia, MO 65203  
 446-2655 1-800-269-2655  
[sewing@appletreequilting.com](mailto:sewing@appletreequilting.com)

Name \_\_\_\_\_

Address \_\_\_\_\_

City \_\_\_\_\_

State \_\_\_\_\_

Zip \_\_\_\_\_

Daytime Phone \_\_\_\_\_

/

Home Phone \_\_\_\_\_

/

Email \_\_\_\_\_

Title

Section/Dates

Fee

Method of payment: ☐ Check ☐ MC ☐ Visa ☐ Discover

Credit Card No. \_\_\_\_\_

Exp. Date \_\_\_\_\_

Security Code \_\_\_\_\_

Signature \_\_\_\_\_





Paula Reid in her quilting studio!

## Machine Quilting Workshops with Paula Reid

### Fluff N Stuff Machine Quilting

**10:00 – 4:00 Monday & Tuesday, Sept. 12 & 13**

This great class will start with “batting practice” and work through the use of your walking foot and darning foot. You will explore free motion techniques plus working with quilt stencils and decorative threads. By running the class over two or more days, participants will have the time to learn to “handle the bulk” by working on their own larger quilt tops rather than just a small sample. Paula will share her invaluable tips and expertise for stream lining the quilting process. **Registration fee \$175.**

### Ruler Play on a Domestic Machine

**10:00 – 4:00 Wednesday, Sept. 14**

Have you ever seen longarm quilters using rulers to keep their lines straight while in free motion? Or maybe executing curves and circles without having to draw on their quilts? Now, Leonie West of Australia has designed a system for domestic machines so that we can use rulers, too! Her rulers are so mathematically precise that you will get beautiful results with a minimum of marking on your quilts. Once you have drawn your placement lines, you are good to go! The Westalee rulers have taken the thought out of figuring out where and how to place the ruler to get the best outcome. This is really fun, easy and time saving! **Registration fee \$90.**

Often described as an “artist with a sewing machine”, **Paula Reid** is a custom heirloom quilting specialist. Paula made her first quilt in April 1990, three weeks after attending the Glendale (California) Quilt Show with her best friend, Mary Ponce. Paula taught her first machine piecing class two years later, but found that her heart was captured by the quilting process. Machine quilting on her first Bernina machine was her very favorite way to spend time.

In 1993, Paula opened her machine quilting business, utilizing the skills she had developed working on her own quilts. Since the day that she made her very first quilt, she has quilted over 1,400 quilts, all on her regular home machines. Of these, 50% have been queen size, 25% king size and the other 25% were various smaller sizes. The largest quilt she has ever “fluffed and stuffed” was 112” x 128”!

“Fluff & Stuff” is what Paula calls her method for moving large quilts through a home machine. She began teaching workshops on her techniques in the southern California region in 1993, expanding to national teaching a few years later when appearances on “Simply Quilts” brought her to the attention of a larger audience. Now spending weeks at a time on the road, she has decided that nothing is more fun than sharing ideas with the quilters she meets on her travels.

**Sign up for BOTH Classes  
for ONLY \$245  
SAVE \$20!**

Lunch will be provided each day.



# OESD Super Spree Embroidery Extravaganza

*with Tari Intardonato*

**10:00 - 4:00 PM**

**Friday & Saturday,  
October 7th & 8th**



Tari Intardonato

OESD's Super SPREE is a fun, hands-on event for embroidery enthusiasts of all skill levels. Gain embroidery inspiration as you view a large display of beautiful embroidery projects and learn how to choose the right products for most any type of embroidery project. In this delightful and entertaining two day workshop, you will learn many essential embroidery techniques, including choosing the right stabilizer, hooping, placement, and more from Tari Intardonato, our embroidery expert. You will be inspired by the beautiful embroidery samples and projects you can create, and you'll learn tips to make your embroidery stress-free and fun! This workshop/seminar is perfect for embroiderers of all skill levels and embroidery machine types.

You will get a chance to make 6 fun hands-on projects: a greeting card; bookmark, applique kitchen towel, mason jar wrap, snap pouch, and a key fob; all done completely in your embroidery hoop. Plus, you will enjoy a stunning Trunk Show of all the new and popular designs from Oklahoma Embroidery Supply and Design (OESD) and receive amazing show specials for attendees only!

Two fun-filled days of hands-on projects with exciting OESD designs


- Step-by-step handouts for all projects in full color
- Class CD with all class project handouts and designs
- Project kits for ALL 6 projects for EVERY attendee!
- Trunk show of beautiful embroidery projects from over 25 different collections
- Door Prizes and Giveaways
- Goodie Bag valued at over \$200 filled with fun sewing and embroidery items
- Exciting product offers available ONLY to Super SPREE attendees!



**Remember to save your spot, space will be limited. Please register early!**

**Registration Fee = \$149 for the Two Day Event;  
includes lunch and all kit supplies.  
\$80 for Saturday Only; includes lunch.**

**Limited Space  
Available.  
Make Your  
Reservations  
Soon!**



## **Show-Me Simply Quilt Cruise II** **7 Day Western Caribbean Cruise**

*Aboard Holland America Line's ms Oosterdam*

**February 24 – March 3, 2017**

*Sponsored by*

**Appletree Quilting Center**

**Show-Me Quilting in Raytown, MO**

**Noah & Her Sisters Quilting Co. in Independence, MO**

**and by Cruise Holidays Travel in Kansas City, MO**

### Quilting Instructors:

Toni Steere: Co-Founder of Wing & A Prayer and Designs for Timeless Treasures Fabrics

Tami Hammer: Quilt Instructor from Iowa

Joyce Holley: Quilt Designer & Instructor

Beth Kurzava: Show Me Quilting Shop Owner & Award Winning Long-Arm Quilter

Wendy Rothermich: Quilt Instructor & Manager of Appletree Quilting Center

Millie Kaiser: Quilt Instructor & Owner of Appletree Quilting Center

Sewing Machines will be provided by Appletree Quilting Center, Husqvarna Viking and BERNINA of America!

### Cost per Person (Based on double occupancy)

**Inside Cabin: \$1012**

**Oceanview Cabin: \$1082**

**Balcony Cabin: \$1501**

*Prices, taxes and fees are subject to change.*

*Pre and post hotel, transfers, air and gratuities are additional.*

**Deposit for Cruise: \$350 due at booking**

**Final payment due by 11/18/16.**

### Quilting Class Program: \$350 Per Person (optional)

*Payable by check or cash only to Cruise Holidays  
by September 15th, please!*

**Contact: Andrea Redding**

**Cruise Holidays Travel**

**(800) 869-6806 andrea@chkc.travel**

**www.CruiseHolidaysKC.com/QuiltCruise**

<u>Date</u>	<u>Port</u>
2/24/17	Tampa, FL
2/25/17	Key West, FL
2/26/17	At Sea
2/27/17	Roatan, Honduras
2/28/17	Belize City, Belize
3/01/17	Cozumel, Mexico
3/02/17	At Sea
3/03/17	Return to Tampa





**BERNINA**

**Husqvarna VIKING**



**Gold Star  
Repair  
Center**

## Appletree Quilting Center

**Web Site & Online Store:**  
[www.appletreequilting.com](http://www.appletreequilting.com)

**2541 Bernadette Dr.**

*(North of Columbia Mall)*

**Columbia, MO 65203**

**(573) 446-2655**

**1-800-269-2655**

**OPEN 7 Days a  
Week for Your  
Convenience!**

10 – 5:30 pm Mon. – Thr.  
10 – 5:00 pm Fri. & Sat.  
1 – 4:00 pm Sundays



**Appletree Quilting Center**

[www.appletreequilting.com](http://www.appletreequilting.com)



## Adopt a Lightly Used Embroidery Machine & SAVE!



### **Viking Designer Diamond deLuxe**

**SAVE on a Lightly Used Designer Diamond**

**Adoption Special Price:**

**\$3999**

*Price New was \$9999*

This great machine has been thoroughly serviced and updated. It is in excellent condition and comes with hands-on Guide Lessons and AQC in-house warranty.



### **Viking Designer Diamond Royale**

**SAVE on a Lightly Used Designer Diamond**

**Adoption Special Price:**

**\$4999**

*Price New was \$10,999*

This amazing model has been thoroughly serviced and updated. It is in excellent condition and comes with hands-on Guide Lessons and AQC in-house warranty.