

Gail Kessler's Ladyfingers Sewing Studio

6375 Oley Turnpike Road, Oley PA 19547, 610-689-0068

Regular Store Hours: Tues. - Sat. 10am - 5pm; Thurs. open till 7pm
Closed Sun. & Mon. giving you what you always wanted - More Time to Sew!

See our online store at: www.ladyfingerssewing.com

E-mail: quiltshop@ladyfingerssewing.com

Newsletter October 2017

AccuQuilt Go! Club

Join this great club and learn to maximize your cutting with accuracy and ease! You'll make friends and learn sewing tips along the way!
\$10 each

Thursdays, 1 - 4pm

October 19th
November 16th
December 14th




Divide & Design w/ Lisa Calle

Thursday, October 26th
10:30am – 1:30pm, \$45

With Lisa's 3 step process you will approach the idea of quilting in a completely new way. Over the course of this class you will divide large areas of your quilt into manageable small spaces, gaining the confidence and skill needed to produce a design that will make your quilt top sing and have you smiling with pride!

Tiger Melon, Tiger Moon Class

Saturday, December 2nd, 10-4pm, \$65
Instructor: Sarah Bond



In this class you will be Paper-Piecing with two classic shapes; the melon and a round form. You will also be working with tapered stripes, allowing you to experiment with colors and fabric, dark and light, sun and shadow. You can start to design your own project from table runner, lap or even bed quilt!

Solstice Block of the Month



Experience winter at its most serene in this stunning pieced and appliqued design by Barbara Persing and Mary Hoover of Fourth & Sixth Designs. Each month, for six months, you'll receive directions (using a freezer-paper and fabric-glue machine-applique technique) and fabrics by Island Batik for a section of the quilt top.

Throw 63" x 71". Price is \$35.99 per month and we'll charge your credit card when each block is sent.

Strips and Stripes Class

Instructor: Sarah Bond
Saturday, October 14th
10-4pm, \$65

We'll use those striped fabrics you've been hoarding and combine them with strip piecing and bold graphic or large scale prints for a fabulous result. All with a basic nine-patch layout and some half square triangles



Tuesday Open Sewing Day

A Stitch-in for those interested in catching up on their sewing projects!

\$5 reserves your seat.

You'll receive a \$5 coupon to spend on class day!

Need a machine? Reserve one from Ladyfingers! Call 610-689-0068 to reserve a seat.
Every Tuesday All day!

Spiced Pears Workshop

Instructor: Barbara Persing
Thursday, November 30th
4 – 6:30pm, \$20



Learn how to do fused machine appliqué and get the best blanket stitch everytime.

This class will take you through all the steps of appliqué, tracing shapes, applying fusible web, using template plastic, and setting your machine up for perfect blanket stitch.

For more information visit www.ladyfingerssewing.com or call 610-689-0068

Machine Applique Class

Wednesday, November 1st



10:30-1:30pm, \$35
Instructor: Gail Kessler

Machine Applique with Gail

Learn all the tricks to great looking machine applique with decorative stitches! Choose from one of our great kits or bring your own project!

Longarm Beginner Class

This Class IS REQUIRED before you can rent use of our BERNINA Q-24 Longarm. This 2 hour class is a beginner hands-on, one-on-one class taught on our BERNINA Q-24 Longarm machine.

You will learn how to prepare your top, batting and backing, load and baste your quilt, attach zippers and receive instruction on proper use of the machine. We will cover basic free-motion quilting from the front of the machine and quilting overall pantograph patterns from the back using a laser light to follow the pattern.

\$75, call to schedule

Guide Classes

Free if you purchased your BERNINA at Ladyfingers, \$75 if purchased elsewhere. Saturdays 1-4pm.

Basic Functions #1:
Oct 28


Advanced Functions #2:
Nov 11

Embroidery Functions #3:
Dec 9

Ombre Quilt Class

Instructor: Gail Kessler
Thursday, December 7th
10:30 – 4pm, \$45

We just love our great selection of Ombre fabrics - and you'll love what Gail's figured out what to do with them!! Super fast strip piecing - this is a great project for your Accuquilt cutter, or rotary cutter. You'll make a super simplified Bargello style quilt - any size you like from placemat to King size!



Embroidery Club:

Instructor: Bill Tesar
\$35 each, Fridays 1 – 4pm

November 3rd
Gingerbread House
Freestanding Lce
& Applique
Embroidery



November 10th
Quilting-in-the-hoop

December 1st
Dresden Applique
Trivet



January 5th
Mastering T-Shirts –
Damask Drama in
Knit

February 2nd
Trapunto Wall Hanging



Lucy Boston Patchwork of the Crosses Class

Thursday, November 9th

4-6:30pm, \$35

Instructors: Kate Mulberger & Crystal Kohler



Join us for a fun morning of exploring the visual beauty of the “Patchwork of the Crosses” blocks. Learn to do the English paper piecing technique (hand sewing), and apply it to these blocks. You will add your own individual creativity and flair to make one block using the fabrics, tools and techniques that are available to us today.

Craftsy



Check out Gail's classes at <http://craftsy.me/2iEZkSD>

- Pinwheels, Piecing with Triangles
- The Classic Double Wedding Ring
- Piece, Patch, Quilt: Basic Quiltmaking Skills (free class!)

Quilt-As-You-Go Class

Thursday, October 26th
4 – 6:30pm, \$35

Instructors: Kate Mulberger &
Crystal Kohler



This Quilt-As- You-Go class will focus on the history of and the techniques used in making the “Potholder” quilts during the Civil War. This method of quilting is still applicable today for finishing up all of those unfinished blocks that most quilters have stored away somewhere. We will work on finishing two of your orphan blocks in class.

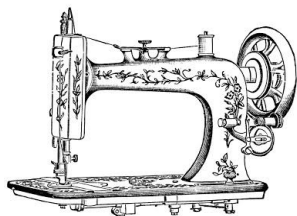
Table Runner with Decorative Quilting Stitches Class



Instructor: Gail
Kessler

Wednesday,
December 6th
1-4pm, \$35

Join Gail in the one-day workshop making an easy table runner out of squares and learn to machine quilt and bind with the decorative stitches on your machine!



HAVE AN OLD MACHINE TO TRADE
**Bring in ANY Complete
Machine
In ANY Condition
for a minimum of \$100**
Toward the Purchase of a New BERNINA

Conestoga Crossing Block of the Month



Designed by Pam Buda. Travel back to a time when America's pioneers rode horses and wagons over the Oregon Trail. You will enjoy short stories about what life was like preparing for the trail, as well as the dreams of pioneers once they arrived at their homestead.

95" x 112"
12 months - \$24.99 / month
Pattern, instructions, all fabric for top & binding included.
Backing sold separately.

HoopSisters Classes

Elegant Elements

Instructor: Carol Gries
\$175

Create a stunning quilt using your machine's embroidery module! Everything is stitched in the hoop to create a masterpiece that will grace your home. Carol will guide you through the process, showing all of the little tricks and techniques that will lead to success.



Class is broken up into 5 separate classes:

October 21st
November 18th
December 16th
January 20th
February 17th

Saturdays 1 - 4pm



E-mail: quiltshop@ladyfingerssewing.com | Instagram: @Ladyfingerssewing | Shop: Ladyfingerssewing.com |

accuquilt

GO! BIG®

ELECTRIC FABRIC CUTTER

ONLY
\$449⁹⁹
(reg. \$499.99)

**FAST, EASY
& FULLY
AUTOMATIC**

Compatible with
all GO!® dies



SAVE \$50

\$449.99 GO! Big® Fabric Cutter Starter Set (55500) (reg. \$499.99). GO! offers available online and at participating retailers. Valid from 10/10/17 to 10/16/17.

accuquilt

GO! Dies OVERSTOCK SALE

UP TO **50% Off**
on select GO!® dies

In-stock only.
While quantities last.



Up to 50% Off Select GO! Dies. GO! offers available online and at participating retailers. In stock items only. While quantities last. Valid from 10/17/17 to 10/31/17.

accuquilt

SAVE \$20

GO! QUBE™

6", 8", 9" & 12"

Mix & Match BLOCKS

			
\$149⁹⁹ GO! Qube™ 6" Block 55775 (reg. \$169.99)	\$149⁹⁹ GO! Qube™ 8" Block 55776 (reg. \$169.99)	\$149⁹⁹ GO! Qube™ 9" Block 55777 (reg. \$169.99)	\$229⁹⁹ GO! Qube™ 12" Block 55778 (reg. \$249.99)

Save \$20 on GO! Qube™ 6", 8", 9" and 12" Mix & Match Block Sets (55775, 55776, 55777, 55778). GO! offers available online and at participating retailers. Valid from 10/24/17 to 10/31/17.

accuquilt

GO! QUBE™ SPECIALTY SET

Serendipity by Edyta Sitar

ONLY
\$169⁹⁹
(reg. \$229.99)

SAVE \$60



Designer
Edyta Sitar

\$169.99 GO! Qube™ Specialty Set-Serendipity by Edyta Sitar (55783) (reg. \$229.99) SAVE \$60. GO! offers available online and at participating retailers. Valid from 10/17/17 to 10/31/17.

CUT TIME. QUILT MORE.™

JOIN US!
You'll Learn to:

- Save time cutting fabric
- Save time sewing by getting accurate cuts everytime
- Save money by using up your stash!

GO!

accuquilt
better cuts make better quilts

CUT USING ROTARY CUTTER CUT USING GO!® CUTTER

Join Gail Kessler, owner of Ladyfingers Sewing for this fun and inspiring Accuquilt GO! class!

- ◆ \$15 COUPON towards Any Accuquilt Purchase
- ◆ Cutting Tips & Tricks to Save Time
- ◆ NEW Accuquilt Dies & Storage System
- ◆ Door Prizes and Giveaways

You'll learn how to get accurate cuts every time and how this innovative fabric cutting tool will save you time in your cutting process, too! In addition, you'll learn tips and techniques to get the most use out of your fabric using the AccuQuilt GO! Fabric Cutters. Get the scoop on brand new dies and fantastic deals on all things Accuquilt!!! Let's Go!!!

Cost is \$10, and you will receive a \$15 coupon towards any Accuquilt purchase!!!

Friday, Oct 27 1-3PM