

# Aunt Judy's Attic

1950 Hwy 180 East  
Silver City, NM 88061  
575-388-1620

[auntjudysattic@gmail.com](mailto:auntjudysattic@gmail.com)  
[www.auntjudysatticnm.com](http://www.auntjudysatticnm.com)

**Issue IX March, 2017**




May your troubles  
be less and your  
blessings be more,  
and nothing but  
happiness come  
through your door.  
~Irish Blessing

The Luck O' the Irish be with you!

March Greetings! As we move into Spring here in Southwest New Mexico, we look forward with dread to the inevitable Spring Blow. Those of us who have lived here for even just one Spring season know we have to tie down anything that might be carried away such as trampolines, lawn furniture, and small children. But, it also gives us extra time to sew and quilt and finish all those projects before Summer gets here. I hope you all have a fantastic March and just know we are here for you and your quilting

Judy




[Check out the  
Beautiful Flights of  
Fancy in the Online  
Store, click here.](#)

[Get a Close up look  
at our new line apropos  
for Quilts of Valor in the  
Online Store, click here.](#)



Almost time to start thinking about this year's garden and here are the perfect fabrics to go with the Bounty. In Store Only.



# March at the Attic

| Sun | Mon | Tue                               | Wed                           | Thu  | Fri                                | Sat                             |
|-----|-----|-----------------------------------|-------------------------------|--|------------------------------------|---------------------------------|
|     |     |                                   | 1<br>10:30 am<br>Sit and Sew  | 2  | 3<br>11:00 am<br>Silver Stitches   | 4                               |
| 5   | 6   | 7<br>9:30 am<br>SWNM Quilt Guild  | 8<br>10:30 am<br>Sit and Sew  | 9<br>10:30 am<br>Let's Get Organized Class | 10<br>10:30 am<br>Symphony in Blue | 11                              |
| 12  | 13  | 14<br>9:00 am<br>Terrific Tuesday | 15<br>10:30 am<br>Sit and Sew | 16<br>10:30 am<br>Beginning Quilting       | 17<br>10:30 am<br>Silver Stitches  | 18<br>I'm so LUCKY to have you! |
| 19  | 20  | 21                                | 22<br>10:30 am<br>Sit and Sew | 23<br>10:30 am<br>Beginning Quilting       | 24                                 | 25                              |
| 26  | 27  | 28                                | 29<br>10:30 am<br>Sit and Sew | 30<br>10:30 am<br>Beginning Quilting       | 31                                 |                                 |


March 14<sup>th</sup> TERRIFIC TUESDAY 9:00

The Beginning Quilting Class, taught by our very talented Paco Rich, will begin on March 16<sup>th</sup> and run for 6 weeks.

Next class will start on May 4<sup>th</sup> at 5:30 pm for all those who are working and/or would like an evening class.



Participants can choose to make either the table runner or the quilt.





# February's Terrific Tuesday

## PhD Talk



Nancy Tittman with her typical 12 Billion little pieces.



Paco Rich with Dragon (Eragon)



Sandy Correa with a QOV



Maria Garcia – Could these elk be in her backyard?



This month's PhD from Lucille Bell



If there's a new way to make a wreath (like a rainbow) Sherrelle Wilkerson has made it.



Lequita Lett's grandmother pieced this quilt top, Judy quilted it and Nelda bound it so a treasure about to be thrown out has been saved.



Nelda Brown made up these wonderful Block Boards



Interested in a Mystery Project?  
The pattern for this table runner from Paco Rich is available at [auntjudysatticnm.com](http://auntjudysatticnm.com)






Lawana Beem answered the call for masculine quilts for the Cancer Center and then made another QOV which is now off to the longarmer.



Inez Husley made this colorful quilt for a Neighbor who is going into assisted living.



Here is a beautiful creation from Brenda Richardson



Wild Critters took over Lequita Lett's quilt



Another cute top from Maria Garcia  
(Hazel loves the colors)



Nelda Brown has obviously perfected the technique of half-square triangles

