



## PIECEMAKERS CHAPTER – QGOTV

Paradise Rec Center, Rita Hayworth Room

1403 Paradise Dr., The Villages, FL

8:30am – 11:30 am Every Tuesday

**MEMBERSHIP OPEN – ANNUAL DUES \$17.00**

(Includes @10.00 for Guild Membership)

### Co-President

Diane Penci dianepenci@gmail.com

### Co-President

Susan Davis smd9139@gmail.com

### Treasurer/Membership

Darlene Bell dabell47@gmail.com

### Secretary

Pat Graves coffeecup12@me.com

### Committee

Brunch with the B's

Brenda Barkley

Charity

Ida Hoover

Darlene Bell

Donna Parisi

Cookie Master

OPEN

Historian

vacant

Membership

Darlene Bell

Carla Tiling

Newsletter

Joyce Buckman

Programs/Guild

Peg Tackett

Programs/Chapter

Peg Tackett

Showcase Reps

Joan Resch

Donna Parisi

Storage


Ida Hoover

Sunshine

Brenda Barkley

Web Rep

Wanda Marsh




*DEC 2016 AND  
JAN 2017*

*VOL5 NO 1*

Submissions/news/views to

Joyce Buckman

[b.joyceann@comcast.net](mailto:b.joyceann@comcast.net)



*The Piecemakers' purpose is that of QGOTV; namely, "...to promote an interest in an appreciation of the art of quilt making, sharing of quilting information with an education of members and the community."*

HEAR YE HEAR YE  
A NOTE FROM ONE OF OUR  
CO-PRESIDENTS

PIECEMAKERS,

It has been a very good year, my first full calendar year as a Piecemaker and it has been a pleasure. It is a joy to work with Susan as our co-presidency is so smart for a group like ours.

We have accomplished much charity work this year, over \$10,000's worth, congratulations. We have also welcomed many new fabulous members and have teamed up with a second sister chapter. Not too shabby for this chapter. This comes off the top of my head right now but know there was much more done.

Our Treasurer, Darlene, needs relief due to serious family issues. We are looking for someone to step up and take this over for her.

AND GUESS WHAT HAPPENED.....YES,  
WAIT FOR IT..... WE HAVE AN

**Update**- we discussed Darlene's request with the membership at our first meeting of the New Year. Options were discussed on how to work through this and solve the need at hand. We needed to keep with the guidelines set forth in our bylaws/policies and procedures and this was accomplished swiftly. Piecemakers get it done and work together, this is a group of women we can be proud of. THANK YOU PAT GRAVES for stepping up and helping out. Darlene will continue as Treasurer at this time with help from Pat in taking over some of the membership responsibilities. YOUR PIECEMAKERS ROCK.....

Diane

Don't forget to check out the Guild's Website. It is up and running and has a lot of good information. All upcoming meetings and different Chapter pages will show you what other Chapters are doing. It is being updated on a regular basis so all the information is up current. Check out the website at

[QGOTV.ORG](http://QGOTV.ORG)

(Quilting Guild of the Villages. Org)



You are gonna love it!!!!

SUNDAYS AT STERLING

STERLING HEIGHTS REC CENTER

2508 St Charles Place

Village of Tamarind

Come out and sew with us all day from 11:30am to 3:50pm. Lots of fun for everyone. They even have special themes going on some Sunday's. 3rd Sunday is Scrappy Sunday




## NEWS FROM THE LAST 2 MONTHS OF MEETINGS.....

We had our luncheon on November 29<sup>th</sup> with the Bradenton Chapter and we did accept the Giving Dolls Challenge. I wish everyone could have seen these dolls that were made. Pictures don't do it justice but that is all I have to show you. Some interesting facts about this.....They are really "comfort" dolls and can be given to anyone who needs this. From all walks of life to the siblings who also need comfort. The motto is "Spreading Love one doll at a time" and they are all over the world. Last year there were 64 doll quilts given out from the Bradenton group, they are the ones that got this started in The Villages. It takes approximately 25 hours to do one doll and there is no charge to anyone. All you need to do is call if you know someone who needs "Comforting". To date over 34,000 dolls have been distributed all over the world.



The challenge is to use the material we purchased from them for \$2.00 and use it in the doll quilt and the theme is "A Child's Imagination". Deadline is February 21<sup>st</sup>. In March we will judge Bradenton and they will judge our quilts. There are more rules but those of you who have agreed to do this challenge have all the information. Good Luck and remember these are for either gender.

Our November 22nd meeting was rather short since it was right before Thanksgiving and not much was going on. We were informed that there is no longer a need for place mats, at least not at this time and also that any quilts that we are making for Honor Flights or veterans are still the good old RED, WHITE AND BLUE.



On our December 6<sup>th</sup> meeting we had some people returning to our nest.....Ruth Ann, Mary Huber and Sharon Huss to name some of them.



NOW OUR DECEMBER 13<sup>TH</sup> MEETING was quite large and we had a very very big turnout. More snowbirds returned to the summer. Carol, Joyce and Susan. Also returning was Terry, Eula and Carolyn. Welcome back to all of you. We had a lot of show and tell and a lot of fun.







Carol Mooney



Sharon Huss



Joyce Newton

WELCOME BACK TO YOUR NICE AND WARM HOME AWAY FROM HOME.....

Now for some other pictures



Dot with her Merry Christmas pillow, Joan with her Owl apron and pot holders and then Susan with her quilt of many blocks and colors.

Here are some of the other pictures from various members.....



These are from the Christmas Parade at the Polo Field. Esther and company got together to decorate the golf carts which are advertising our Quilt Show the end of January. Great job on the decorations and getting Bob to wear his Santa Hat. You might also recognize a few of our girls.





From our January 3<sup>rd</sup> meeting we did not have a Quilt of the Week. We really need to have you all sign up and bring in one of your quilts, wall hangings, lap quilts, anything. The book is in the back by our sign in sheet and we are hoping that now that the holidays are behind us we can get back to this.

We have some snowbirds from the far reaches of the earth, Canada to be exact, that have returned to The Villages.....Good to see them and I am thinking they might be happy to be here with this warm winter weather we are having.



Rosemary and Kathy from Ontario.....



Left

Diane thread painting which she is teaching us and


Right

Jan bought this on a cruise and wanted to show us an example of MOLA





This is stunning, good job Barb



From Delores.

This is a Nancy Crow Panel in orange and purple that she did in 2016. It is a wall hanging with dimensional appeal. Two borders in blue and purple with the emphasis on purple rocks. She also quilted this in circles. This is time consuming and she actually watched a Linda Hungerford tutorial on how to do this. You much ask her more because it is fascinating and she will describe it to you.



We have a request from Rosemary Simone on helping out the Poodle and Pooch Rescue for belly bands. Unfortunately I cannot copy it so I am going to ask her to email it to me and I will forward to each person.

Suzanne Kendrick is doing the block of the month, it will be due in February



**JUST IN.....**THESE ARE OUR CONTINUING CHARITY PROJECTS

HEAD START

CLOTHING PROTECTORS

LAP QUILT FOR VETERANS AT GAINSVILLE HOSPITAL



As I said these are ongoing so if you want to start now you will get a jump of the rest of us. Head Start quilts are not due until the fall. More info to come



**Don't forget to tell your friends about the QUILT SHOW  
NEXT WEEKEND, JANUARY 27<sup>TH</sup> AND 28<sup>TH</sup>**

Here are some more of the show and tell from January 17<sup>th</sup>.

This is a great paper pieced project.



Janet took a class on paper piecing and this wall hanging is beautiful. Janet was a guest of Norma's and we got her to show and tell.

### **COPING WITH UFOS**

Many are the quilts I have begun,  
Far fewer those I've finished.  
The UFO collection just keeps growing --  
It needs to be diminished!  
I could send them to be quilted by machine  
but that would take money I lack.  
I could let someone else quilt them for me,  
but would I really get them back?  
Not starting quilts would, of course,  
be a sure UFO preventive,  
but not having the will power that requires,  
I must rely on some deadline incentive.



Darlene had finished this quilt and had it quilted. Blame it on her husband, he liked it so much he wanted it for their bed. She realized that it was not big enough for their bed so she had to add 2 more borders. Not sure how she handled the quilting on the borders but it is so pretty in red and black.

Look at what you can do if you finish all of your block of the month quilt blocks, sash them, quilt it and bind it. You have a beautiful sampler to use for yourself or give it to someone special.

So Barb Kingsbury, what are you going to do with this??



Hint: I like blue

shutterstock · 79039891



Ok then, this is what you do when you are told .....

ITS TWIN GIRLS.....Dot made these and I know the twins are gonna love um.....



NOTE: More of everything next newsletter