


Sew-ology Gazette

July 2017



We will be closed on
Tuesday, July 4th

We will have regular hours on Saturday, July 1st (9:30am-4:00pm) and Monday, July 3rd (9:30am-6:00pm)

Hope will stop by and join us for



Simply visit any of the participating shops and receive a free pattern for a row in a quilt. Combine your rows in any way to create a unique quilt that represents the fun you had traveling throughout the summer. Travel with friends, discover new quilt shops and have fun collecting rows!

Create a quilt using at least 8 different 2017 rows from 8 different 2017 participating RxR shops and be the first to bring it into a participating shop to win a stack of 25 fat quarters (6-1/4 yards of fabric!). Use that shop's row in your quilt and win a bonus prize! Exclusive Fabric Plates™ by Zebra Patterns will be available in many Row by Row quilt shops. Each one is unique! Collect a bunch to create fun projects, sewing studio wall art or even a fun backing for your quilt.

And this year we will also be participating in Row by Row Junior. A Row by Row Experience® Program for Kids ages 6 to 14. TRAVEL along with an adult, COLLECT free row patterns designed just for them to make, and LEARN TO SEW with family help and support.

www.rowbyrowexperience.com



2017 BLOCK OF THE MONTH

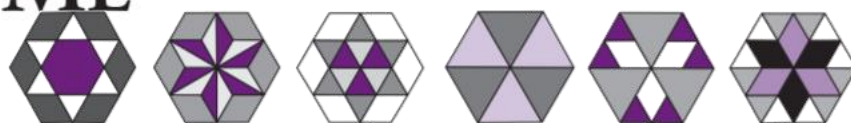
GETTING TO KNOW HUE

Monthly Meeting: Saturday, July 15th
9:30am-10:30am

Due to the holiday weekend, the monthly meeting has been moved. Kits are available now if you are not able to make the meeting.



From MARTI AND ME HEXIE Club



We know there are quilters who will always “quick-cut” the 90° family of shapes with a 6" x 24" ruler. But not many want to cut 60° projects with that same ruler! Or avoid any block that can't be cut with a basic ruler. The From Marti and Me Hexie Club will give you the confidence to try an alternative and something new.

The hexagon club is planned to start with a very easy equilateral triangles project, no set-in seams, etc., and each month add progressively more skills.

Saturday, July 15 11:00am-12:00pm

Topic: Japanese Puzzle Boxes

\$5.00

BEGINNER KIDS SEWING

This program provides the necessary foundation in basic sewing skills and equipment usage for kids of all ages, while engaging them in a series of fun projects and the creation of their “Seams & Samples” Workbooks.

Ages: 8-12


August 7-10 (4 days) 2:00pm-4:00pm

\$180

Class fee includes machine use and supplies

*This class is a pre-requisite for any of our future kids sewing classes.





English Paper Piecing Sampler

Have you fallen in love with English Paper Piecing yet? Over the next few months we will be learning a new design block each month from the book by Darlene Beltman and Teresa Justice "An English Paper-Pieced Sampler". This month is Patchwork of the Crosses, learning how to put together Elongated Hexagons to achieve this fun pattern. Join at any time!

Wednesday, July 19 10:00am-12:00pm

(1 day course)

\$10

Instructor: Jan



Summer Bench Pillow

What a better way to change up your bench or bed with this monthly pillow. Just change out the theme each month. This 15" X 36" bench pillow will show off your quilting skills with little effort and big rewards. Learn appliqué, quilting and installing a zipper all in one class.

Wednesday, July 12 10:00am-2:00pm

(1 day course)

\$30

Instructor: Jan



Let Freedom Sing

This Let freedom Ring 58" X 58" quilt will get you in the mood for Independence Day. This small quilt will give you a chance to learn how easy it is to sew with chenille accents. The stars are stitched using machine appliqué method. Then the magic begins with faux chenille stitched around the edges of the stars and along the flag clothesline. Plus NO need for the hassle of binding, just attach faux chenille around the edges. Wash, Dry and you have a lovely quilt with the fuzzy chenille accents.

Thursday, July 13 10:00am-4:00pm

(1 day course)

\$50

Instructor: Jan



Class Symbol Key



=Beginner



=Beginner

Machine Embroidery



=Advanced Beginner



=Intermediate

by **annie.com** presents . . .

Let's get ORGANIZED



Brought to you by:

Material Girls Quilt Boutique

6750B Crain Highway

LaPlata, Maryland 20646

301-392-9575

www.materialgirlsqUILT.com

We're joining with ByAnnie.com to bring you a monthly pattern series based on the theme, **Let's Get Organized!**

Not only will you make useful projects to organize your home and work space, but you'll learn useful skills and techniques which enable you to make projects that look professionally handmade, not homemade!

Here are some of the techniques you will master:

- Quilting with ByAnnie's Soft and Stable™
- Installing zippers
- Creating zippers of any length by adding pulls
- Secrets to sewing beautiful bindings
- Making strong durable straps & handles that coordinate with your project
- Sewing with vinyl
- Working with mesh

Sign up today!

Contact us for more information.



Material Girls "Let's Get Organized" Club= 1 year membership \$75.00

111815 AU

Your membership will include a monthly lecture and demonstration on construction techniques as well you will receive the featured pattern of the month. Each month, we will offer a hands on class and "Let's Get Organized" members receive a discounted class fee.

First Meeting: Saturday, July 15th

12:30pm-2:00pm

Free Motion Quilting

Tired of stitching in the ditch? Let's try some other patterns and no marking techniques. This class will give you lots of ideas and confidence for quilting those unfinished projects. We explore fillers with specific shapes and designs for interesting borders.

Thursday, July 13th and 20th

10:00am-12:00pm

(2 day course) \$45

Instructor: Charlotte



Your are My Sunshine Bench Pillow

What a better way to change up your bench or bed with this monthly pillow. Just change out the theme each month. This 15" X 36" bench pillow will show off your quilting skills with little effort and big rewards. Learn appliqué, quilting and installing a zipper all in one class.

Wednesday, July 26 10:00am-2:00pm

(1 day course)

\$30

Instructor: Jan



WOW Bag-Junior

We can always use another bag to keep supplies organized and in one place. The Wow bag starts as a medium size bag that opens to a duffel. This one is the junior version of the large WOW bag. Can be used to carry supplies to class or have plenty of room for shopping at a quilt show.

Thursday, July 20

10:00am-4:00pm

(1 day course) \$35

Instructor: Jan



WOW! Juniors

MEDIUM and SMALL Tote Bags

that open to double-sized Duffels
just like their Big sister--

The original WOW Bag!



BERNINA University

Become a Master of your BERNINA sewing machine!

Now that you've bought your fabulous new machine, let's learn how to use it.

PLEASE call and register for classes at least one week prior to class start date.

Master Your Sewing Machine I

For all current BERNINA models

This class is designed to be used as a step-by-step guide to familiarize you with the basic operation of your BERNINA sewing machine.

Please see our website for a supply list.

Saturday, July 22 10:00am-12:00pm

Master Machine Embroidery I

For all current BERNINA embroidery models (560, 570, 580, 765, 770, 790, 880)

This class intended to familiarize you with the editing and lettering features of your new BERNINA embroidery machine and embroidery supplies for success.

Friday, July 21 10:00am-12:00pm

Master Your Embroidery Software

For all current Version 8 Embroidery Software Owners

This class is designed to make you more comfortable with the basic and more advanced features in Version 8 Software.

Introduction and Lettering

Saturday, July 22 1:00pm-3:30pm

Longarm Rental Program

Rental will be available during regular business hours and scheduled in two hour increments. Renter must have passed our Longarm Rental Certification Class 1. We will be providing thread, needles, and bobbins.

Rental rates starting at \$20.00/hour

Longarm Rental Certification

In order to rent time on the BERNINA Q24 longarm quilting machines, you must complete the Longarm Certification Class 1.

Longarm Certification Class 1 is a (4) hour course, with 2 people to a machine where you will learn:

- ◇ How to prepare your quilt top, batting, and backing
- ◇ How to load and baste the quilt using the Quick Zip system
- ◇ Navigate the machine's touchscreen and tension
- ◇ How to thread, change needles, and insert a bobbin
- ◇ How to use the control handles
- ◇ How to maneuver for basic all over free motion quilting (stars, loops, swirls, etc) from the front of the machine

The course costs \$125 and includes all supplies that you will need for class.*

Saturday, July 22 10:00am-4:00pm

* if you opt to continue with renting the machines, you will be required to purchase a quick zip leader set separately



Material Girls UK Adventure

August 6—20, 2018



MATERIAL Girls
Quilt Boutique

www.traveladventuresbymichelle.com/materialgirls-uk/

PACKAGE PRICING:

\$5499

per person, double occupancy

PACKAGE INCLUDES

- * Roundtrip flights from IAD
- * Accommodations in London, Birmingham, York, Glasgow, Inverness, Edinburgh
- * All Tours and Transfers
- * Festival of Quilts Admission
 - * Welcome Dinner
 - * All Breakfasts
- * 1 Suitcase & 1 personal carryon

Initial deposit: \$500 per person

2nd deposit: \$500 per person—
by October 1, 2017

Final Payment due by May 15, 2018.

MONTHLY PAYMENT PLAN AVAILABLE

Travel insurance will be quoted after deposit!

*Price is subject to change as included flights are based on an estimate.



Travel Arrangements by:
Michelle Jackson,
Travel Adventures by Michelle
Phone: (210) 858-6399
michelle@traveladventuresbymichelle.com



School of Embroidery

Struggling with your confidence in the embroidery world? Do you avoid a project because you are not sure how to do a technique or which stabilizer to use? Enroll in our embroidery academy. Each month we will tackle a new technique, learn about embroidery products, and troubleshooting embroidery problems.

Machine Brands and Hoops of all sizes are welcome. There may be some limitations depending upon the largest hoop available for your machine.

July Topic: Enjoy making this easy patchwork pouch – the paper piecing is all done by embroidery machine – in two fun-to-stitch hoopings. This patchwork pouch features an exposed zipper, and can be effortlessly tailored to almost any color palette. You'll also learn how to utilize what you have learned to other paper piecing projects. This project is compatible with any machine with an embroidery capability of 5.5" x 5.5"



Thursday, July 6

11:00am-1:00pm (1 day course)

\$20

Instructor: Amy



Hoop Envy Club

Machine Brands and Hoops of all sizes are welcome. There may be some limitations depending upon the largest hoop available for your machine.

July Topic: Stitch a Wearable Wallet that tucks into your jacket to keep your credit cards, cash, and important travel documents safe and out of sight!

Monday, July 24

11:00am-1:00pm

(1 day course)

\$35

Instructor: Amy



Credit Card and Chapstick Wallet

This is all done in the embroidery hoop, so this is quick and easy. Make one for you and some for friends. This grab and go wallet holds ID and credit cards plus dollars and Chapstick.

Wednesday, July 19


10:00am-12:00pm

(1 day course) \$20

Instructor: Jan



STRIP-ology SOCIETY



Enjoy specially selected designs that are ideal for pre-cut fabrics—or for cutting your stash down to size. All the projects are great for beginners to advanced levels. This year we will focus on using the Strip-ology Ruler from Creative Grids to speed up your cutting and learn new techniques. It will be the only ruler you will ever want to use!

We will meet for a lesson and a sew-in so you can have a great start on completing the project.

Friday, July 28

10:00am-3:00pm

\$20.00

Instructor: Amy



On the Go Organizing Tote

Travel in style with our quilted designer organizing tote. Pretty and practical, our professional-looking designer touches help the bag stand up to the demands of the on-the-go girl. Three large front pockets and two mesh fabric pockets hold everything from a liter of water to a small notebook. The back is as pretty as the front with a quilted French braid panel that easily slips over a handle. The top zips closed with an easy zipper application. The inside is just the right size to add your own small hanging file holder perfect for the working girl.



Thursday, July 27

10:00am-4:00pm

(1 day course) \$35

Instructor: Jan



Stash and Dash

Fold-over Organizer



Patterns by Annie • www.ByAnnie.com • 435-674-9816

Let's Get Organized: Stash and Dash

This handy little wrap features three inner pockets made from mesh for easy visibility of contents. Each pocket has a zipper closure — no need to worry about things falling out!

Saturday, July 29

10:00am-3:00pm

(1 day course) \$35*

Instructor: Amy

*If you are a member of the Let's Get Organized Club, you can take this class at a discounted price of \$20.00



WE WILL BE CLOSED FOR INDEPENDENCE DAY



Quilters Quest 2017: Lights Camera Action



November 13 and 14, 2017 (Monday & Tuesday)

The Material Girls Quilters' Quest bus departs each day from LaPlata, MD and returns each evening. The cost is \$150 per person. The cost includes 1 hour stops at all 10 shops, lunch each day and a pizza party on Monday evening. A deposit of \$75 is required to hold your spot. The balance for the bus trip will be due October 1st, 2017. After October 1st, there will be no refunds.

MATERIAL Girls

Quilt Boutique

www.materialgirlsqilt.com

301-392-9575



Store Hours: Mon-Fri 9:30am-6:00pm Sat 9:30 am-4:00pm