


The following fabrics, notions, and accessories are needed to complete the exercises in the My BERNINA Sewing Machine **Workbook 4: Embroidery Basics**.

FABRICS				
Qty	Fabric Type	Size	Exercises	Examples
3 - 10*	Firmly Woven	10" x 14"	All exercises <i>*There are 3 - 10 possible stitch-outs depending on machine models in class and time allowed. (Tailor to class time available.)</i>	Quilting Cotton Cotton Flannel <i>solids or tone-on-tone prints</i>
NOTIONS and ACCESSORIES				
3 - 10*	Medium-weight TearAway Stabilizer	10" x 14"	All exercises <i>*There are 3 - 10 possible stitch-outs depending on machine models in class and time allowed. (Tailor to class time available.)</i>	
NEEDLES and THREAD				
Isacord Embroidery Thread			All exercises – three to five complementary colors	
Embroidery Bobbin Thread			All exercises - white	
H80/12 Sharp Embroidery Needle			All exercises	
BERNINA PRESSER FEET				
Teardrop Embroidery Foot #26 - BERNINA (Simple) Embroidery Foot - Chicago 7 / 340 deco			All exercises	
Large Oval Hoop - BERNINA Large Hoop - Chicago 7 / 340 deco			All exercises	


The following eBooks are included in the My BERNINA Classes - Embroidery Basics folder as resource materials, ideas for additional classes, and/or handouts for students to continue the learning process.




Just Embroider It eBook
Mastering Hooping



Just Embroider It eBook
All About Stabilizers



Just Embroider It eBook
Sending Designs



Just Embroider It eBook
Embroidery Placement