

Spring Classes: (see March Newsletter for additional information)

- ☐ **Ferris Wheel** (two 10" squares and 7 seams yields two blocks!!)
- ☐ Simple Sashing (learn how to expertly sash your blocks into a perfect quilt - this is an opportunity to get all of those old BOM blocks put together!!)
- ☐ **Barn Quilts** (offered four different times, this month only)
- ☐ **Bargello**, offered for the first time on a Saturday!! March 25th 10 - 4pm
- ☐ Machine Quilting Class. Learn how to finish your quilt on your home machine!
- ☐ **Collage Quilts** Saturday. April 22nd. Great class! A very popular and addicting technique.
- ☐ Wrapsody Saturday April 29th or Monday July 24th. Make this popular bag!!


Retreats:

- ☐ Batik Retreat featuring Laurie Shifin!! July 6th - 9th \$279 for four days!
- ☐ Christmas in July Retreat. Get an early start!! Fun and productive! July 13 - 16. \$249
- ☐ Machine Embroidery Retreat. September 28th thru October 1st. Learn how to use that fabulous machine!! Great projects! Guest teacher. Trunk Show. Only \$249 for four days!!

New Monthly Quilt Classes/Clubs (see descriptions on following pages):

- ☐ Gossip in The Garden. A great opportunity to perfect those handwork techniques.
- ☐ Folk Tales. Gorgeous wool appliqué by Sue Spargo.
- ☐ Seeing Stars. A fun piecing class. Make a 12" and matching 6" star with each class.
- ☐ Spring in Prague. Brianna's machine embroidery Club. Video Series.
- ☐ Sophie's Garden. 5 instructional classes to make this pieced and wool appliqué quilt.
- ☐ Forest Floor. A gorgeous 106" x 106" quilt with 12 blocks and a log cabin setting.
- ☐ Bleecker Street. A cheery vintage inspired quilt mixed with simple piecing techniques.
- ☐ Long Time Gone. Jen Kingwell's machine pieced beauty. No appliqué!!
- ☐ SnS Sampler. Learn how to use your SnS ruler in this 8 month sampler class.
- ☐ Towel Time. Featuring a hand embroidery, fusible appliqué AND edge pattern each month.
- ☐ Mug Rug Madness. Learn a new quilting technique with each mug rug!! Fun class!!

Spring Classes



Barn Quilts are so popular!! What a fun thing to paint and mount on your house, shop, barn or lawn shed!! This is a lecture and demonstration class complete with patterns, handouts, and complete directions and demonstration. No supplies needed. We will not be painting in the classroom but you'll be able to take your shopping list to Home Depot, paint your quilt block and hang your "Barn Quilt" in one afternoon! We are so excited about this class we are offering it four times! You can take a morning, afternoon or evening class. Just \$14.

Monday March 13, 10am - 11am

Thursday March 16, 6pm - 7pm

Wednesday March 22nd, 4pm - 5pm

Thursday March 30, 10am - 11am

Collage Quilts




This is a fun technique sweeping the quilt world. There are fantastic full sized patterns from Laurie Heine, or, let us teach you how to draft your own pattern of a pet, home, flower, guitar or face.

There are three steps: drafting, fabric layering and machine quilting. The best part is the fabric layering. It is a fantastic opportunity to use those fun stash pieces and graphic prints you've been saving.

This informative, fun class is Saturday, April 22nd 1pm - 4pm with an all day "construction workshop" on Saturday, May 13th.

The lecture/demonstration is \$19. After this class you will be able to draft your own pattern (or purchase a full sized pattern), feel comfortable with the selection of fabrics, prepare your fabrics, and put your puzzle collage together. This can be a bit of a process if you tend to be indecisive. So, we are having a bonus "workshop" (you have to have

taken the April 22nd class first) where you will bring your fabrics, your background and your scissors. I will help you put your puzzle together using the full sized design walls. The workshop will include lunch and will occur out at the event center. \$26 for the entire day.



March is National Quilting Month!!

We are celebrating with a special Machine Quilting Class and luncheon at the Event Center in Soap Lake.

For those of you that want to perfect your **machine quilting technique on your home machine**,

bring your machine and a hopping foot (if you don't have this foot- see us, we will order one for you).

Your quilt sandwich will be provided. We will discuss quilt preparation, design, threads and tools. We will spend the majority of our time perfecting our technique on the practice piece. No stress. If you are interested in the sit down power quilter by Pfaff. This is your chance to try it out! Only \$18 for the supplies, instruction and lunch!



Our Retreat House/Event Center is fully booked for the entire year by guilds and groups that are coming to enjoy our community. We have six events planned where we have saved the space for ourselves to host our own Fabric Patch event. This is a fabulous opportunity for you to meet a new group of friends and take a “quilting vacation”. Each retreat is four days, three nights in a spacious, comfortable setting with every amenity. All linens, food, beverages and classes are provided as well as personal project assistance and door prizes. Each event has a “theme”:

July 6th - 9th is the **“Batik” Retreat**. Well known author Laurie Shifrin will be joining us, teaching two of her quilts! We’ll also have an additional quilt precut project, machine quilting tips, fun games, great prizes. All lodging, linens, classes, patterns and food provided. \$279 for four days, three nights. Two openings.

July 13th - 16th. Is our reunion **Christmas in July Retreat**. We did this last year and had a blast!! We are making a quilt, a table runner and two gift projects as well as perfecting a few techniques. Games, prizes and patterns provided. All linens, food and instruction, four days, only \$249. Three openings.

September 28th, 29th, 30th and 1st: Machine Embroidery Retreat with a guest speaker, four projects and a Pickle Pie trunk show. Only \$249. Have an opportunity to learn hooping and machine embroidery techniques while enjoying a roomy classroom with a great view and tasty food! Gifts, prizes and patterns provided. Two openings.



Gossip in the Garden by Anni Downs makes a gorgeous 68” x 78” quilt top from just 40 fat eighths or a bundle from your stash.

This is my favorite quilt of the season. Just because it is so different. I like quick and easy, I like interesting and flashy, I love wool... this quilt is none of those things. It is a garden themed quilt that offers an opportunity to perfect handwork. I think people don’t like appliqué because they think it’s hard. But what do you work on in the car? Or on the plane? Or in the evening when you are expected to watch TV with the mister? This quilt!! There are some simple techniques that yield such fantastic results!! And this quilt is so cute I just can’t stand it!! This class is an 8 month class that will be offered on a Monday evening, BUT, it will feature bonus videos that will be emailed to you every month (just in case you can’t come to class, or don’t want to, or if you simply need to hear it again). The series will teach fusible appliqué, needle turn appliqué, freezer paper appliqué, hand appliqué

by machine (yes, that’s a thing), English paperpiecing (blunts, 6 point stars, dresdens and hexies), hexies by machine and hand embroidery. There is also a little bit of basic machine piecing in there, just to keep it interesting. This series is only \$80 for the 8 month series. That includes the classes and all of the videos.

Pattern is required (can pick up this up at your first class).

Fabric requirement: 40 fat eighths and 3 yards of background

First class: Monday April 10th 6pm - 8pm

It's time!! Many of you have been anxiously awaiting our next Sue Spargo project!! This cotton and wool appliqué masterpiece will feature her fabulous artwork and all of those fun stitches! If you didn't get a chance to do Bird Dance or In Full Bloom then here's your chance to jump on board. **Folk Tales is a 10 month series.** We will have a Saturday afternoon class and work on three blocks per month. Each month is just \$19/month and includes all wool, velvets, ribbon, beads, buttons to complete three blocks. We also have a monthly notion sample for you and special savings on any thread you may want to add to your stash.

Pattern book is required (can pick up this up at your first class).

Fabric requirement: 1 yard of background of your choice

First class: Saturday, April 8th, 1pm - 3pm



“Seeing Stars” is going to be a BLAST!!!

This is a monthly class, just two hours on a Saturday afternoon. You bring a precut piece of background fabric and select your three precut pieces for your blocks. Then you will cut your fabrics and piece a 12” block and a matching 6” block. Each class is only \$9/month for the instruction, patterns, fabric and door prizes. This is a 12 month series.

We will have two color ways: bright and dark.

Fabric requirement: 6 1/2 yards of background

First Class: Saturday, April 1st at 1pm

Spring in Prague is Brianna’s Machine Embroidery class. This is a gorgeous quilt. Brianna’s colors are very pretty and the picture here does not do the quilt justice. Those of you with your massive embroidery machines will not want to bring your machines to class, so this class is offered as a video series. If you sign up for the series, you will receive a video in your email every month for 8 months. There are thirteen blocks, but only 8 lessons. As a special bonus - Brianna has pre-fused and precut all of the blocks for you for only \$9.99/block!!

Ala Carte Series: (bundle any three to receive notions gift of needles and 4 yds stabilizer)

- ☐ CD/Pattern \$55 (10% off)
- ☐ 10 spools of Isocord Thread (\$79 value for \$58)
- ☐ Precut fabric kits (\$9.99/block) If you don't choose the precut kits, you will want a layer cake, four 1/4 yard cuts of greens and four yards of fusible web.
- ☐ Background fabrics, you will need four one yard pieces.
- ☐ Class/Video Series \$80 for 8 months



Sophie's Garden by Cotton Tales 48" x 60"

This is a beautiful, rich, textural quilt that consists of 20 blocks. Ten are pieced and 10 are wool appliqué. We are going to complete this quilt in just 5 classes, as the simple techniques are repeated in the blocks. The classes will include wool appliqué, paper pieced stars, Ohio stars, log cabin blocks, spools and house blocks. The series is only \$40 for all 5 classes!! This is also a BOM option if you live out of town and would like a monthly kit/pattern/lesson.


Fabric requirements: 30 fat quarters (7 light, 14 medium and 9 dark)

Wool requirements: fat 1/8 of green and brown, a wool charm stack of browns, purples and reds.



The block-of-the-month option includes all fabric and wool and the pattern, and is only \$19/month for 2 blocks/month.

.



Long Time Gone by Jen Kingwell

The rich combination of mixed blocks and print fabrics make this a quilt that is just fun to look at! It is scrappy exuberance from the land down under! This terrific class is designed to turn your stash into a fun scrappy quilt (or quilts)... You'll get lots of instruction in quilt making basics. A fun quilt for beginners who want to learn it all, or a special quilt for the seasoned quilter that has a stash to tame.

We did Jen's Gypsy Wife pattern last year and it turned out to be everyone's favorite quilt!! This will have the same effect. But this one is all machine pieced. No appliqué, no set in seams. We will host this class just like the last one. We can control the scrappy chaos by breaking the quilt down into eight sections. We'll help you assess and select your scraps and construct a section during each class session. We'll offer insights into the

magic Jen employs to combine hundreds of scraps into a quilt you can look at without crossing your eyes; we'll offer organizational tips for controlling your strips, blocks and scraps. Class will be just 2 hours once a month from April to November, then we will have a completion retreat in January where we can take advantage of the full sized design walls and a focused environment to get everything done!! The series is \$120 and includes all 8 classes and a three day retreat in January!! Class size limited to 18.



Forest Floor is a huge 106" x 106" quilt that consists of 12 pieced blocks, a log cabin setting series and eight medallion print blocks. The fabric kits come in a few colorways and are all stunning and elegant. The 12 interesting sampler blocks are unique stars, with simple piecing. The patterns are well written, but classroom instruction will occur each month along with a full day of sewing at the end of the series to put the quilt together.

This BOM is only \$20/month for all of the fabric, patterns and classes. Prepay for the entire series and get your last month free! First Class is Saturday, April 8th 9:30 - noon.

Bleeker Street is a happy quilt. It's a perfect option for all of those 30's fabrics you've collected. This is a six month sew along that is nothing but fun and it will be a favorite when it's completed. It consists of half square triangles, snowball blocks, some fusible appliqué (super simple) and a little hand embroidery for embellishments.

6 month class series includes pattern \$60.


Fabric requirements: 40 fat eighths and 4 1/2 yards of background

First class: Saturday, April 22nd 9:30am - noon.



Square in a Square Sampler

Many of you have purchased Jodi Barrows fantastic SnS ruler. It is a favorite of mine. We made a sampler quilt using 19 of the techniques possible with this ruler and we are going to spend 8 months showing you why this is going to be your favorite ruler. You can make perfect flying geese, Ohio Stars, Cats Cradle, Christmas Stars, easy pinwheels, trees and more!



Each class includes instruction, pattern, chart to mix/match the technique for future quilts and door prizes. All eight classes for only \$80.

Class requirements: You'll need the SnS ruler and a rotary cutter.

Fabric Requirements: 14 fat quarters and 4 yards of background

First class: Wednesday, April 5th 6pm - 8pm (will be the first Wednesday of the month every month from April to November).



Towel Time

We are still addicted to kitchen towels. I think they make a fantastic gift and a perfect seasonal decoration for the kitchen!!

This is our third towel series. Maybe the best one yet... we have Lynda Howells appliqué patterns, her towel edge-work patterns featuring sewing machine feet tutorials AND Erika Planks hand embroidered "Come Drink With Me" patterns. All wrapped up into one project of the month. Each month is a different seasonal image, all are packaged with fabric and all three of the patterns, and all in a cute cup ready to stitch or give as a gift.

Just \$14.99/month. If you sign up for all 12, they are only \$12.99/month!!



Mug Rug Madness will be your new addiction.... It is certainly mine!

I love them! They are the perfect sized seasonal cuteness that look like mini quilts!! They are fast, functional, fun and the PERFECT gift for every occasion!

We will have a Mug Rug of the Month, each month will not only be seasonal, it will feature a new quilting technique. Fusible appliqué, paper piecing, English paper piecing, hand embroidery, curved piecing, 3D folds, binding, etc. It's a fun way to learn a new technique without any pressure, as the piece you are constructing is only 5" x 8". Bring your machine or borrow one of ours.

\$18.99/month includes class, instruction and all fabric. First class is April 29th!!



PCA

Diane has had the winter off and she's ready to start up her "Pre-Cut Association" class! This is a popular series that focuses on precuts. Each month you will bring the suggested precut (layer cake, jelly roll or charm pack) and your sewing machine and leave with a finished quilt!

Full day class includes instruction and complete pattern.

Only \$24/month or last class free if you sign up for all 8.

First class is Saturday, April 15th 10am - 3pm. Class will be every third Saturday from April until November.