


Foundation piecing:


Starting at the number 1 on your flying geese (my paper wasn't numbered but yours is) lay one green $2\frac{1}{2}$ " by 3" rectangle under your paper centering it beneath the triangle. You can use a small pin or a dab of washable glue to hold it in place.




Flip over the paper and piece of fabric and place a $1\frac{3}{4}$ " by $2\frac{1}{2}$ " rectangle approximately where the number 2 piece is.




Hold the whole assembly up to the light so that you can see if it is lined up properly. The teal piece should be overlapping the seam line of the flying geese by at least $\frac{1}{4}$ inch and reach all the way to the edge of the paper.



Change your stitch length to be shorter about 1.8 on most machines or 1 point smaller than what you normally use for quilting seams. Stitch on the paper side directly on top of the solid line and all the way to the edge of the paper on the outside. This is a picture of me sewing the other side triangle but you can see how I sewed the first one in this picture. Please do as I say rather than as I did... you will want to sew $\frac{1}{4}$ " farther than it shows in this picture past the point and do one or two back stitches.



Fold the paper back along the seam line.




Trim your seam to $\frac{1}{4}$ " using your rotary cutter and a ruler. Flip your paper back down flat.



Finger press your teal fabric up so that it covers the paper.



Place the second triangle on the opposite side over the number 3. Sew on the seam line. Fold back paper on the seam line and trim as before.



Fold paper at seam line between the first and second geese and trim fabric to $\frac{1}{4}$ ". Place your next solid green $2\frac{1}{2}$ " by 3" rectangle along the edge of the trimmed fabric and flip the paper, sew the seam between the geese. Repeat until you have finished both sets of geese. Then sew the sections of geese together. The teal 1 " x $2\frac{1}{2}$ " piece should be at the right end of the unit with the geese facing right.

