

MODA BLOCKHEADS BLOCK-OF-THE-WEEK 2017

Block #19 - Night Flight by Lynne Hagmeier

TRADITIONAL PIECING OPTION BY KTQ, LYNNE HAGMEIER

#modablockheads

LIGHT - A - (16) 2" sq.

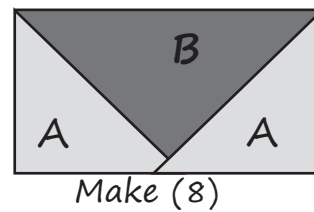
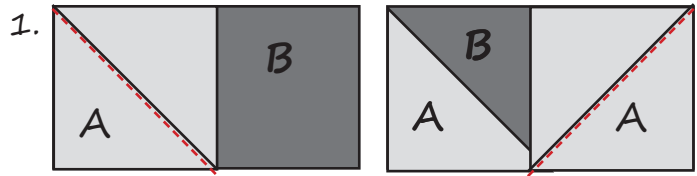
ASSORTED MEDIUMS - B - (8) 2" x 3 1/2"

ASSEMBLY

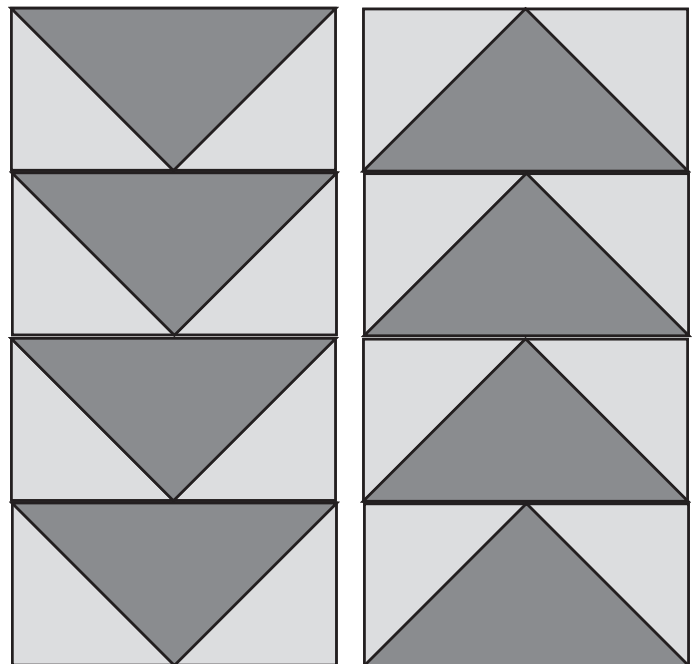
1. Position an A-light square over one end of a B-medium rectangle, right sides together; pin. Draw a line diagonally across A, as shown. Stitch next to drawn line toward corner; press toward corner. TIP: This allows for the fold when pressing A toward the corner for a more perfect fit. Trim inner A triangle. Repeat for opposite corner of B to create flying geese unit. Make (8) flying geese units that measure 2" x 3 1/2" each.

2. Sew flying geese units together in (2) sets of (4) each.

Make (1) Night Flight block that measures 6 1/2" square.



2.



Make (2) sets of (4)