

Blocks on the Go, for Quilts on the Grow!

AKA - The Always Done Quilt!

©2016 Katja Marek – All rights reserved

Every week = one block = one completely finished quilt-let = Always

The New Hexagon Perpetual Calendar Hits store shelves this month!



Wake up each morning to a bright new hexagon! Discover the possibilities of English paper piecing as you create dynamic shapes and unique designs year after year with this perpetual calendar.

- Choose from 365 vibrant 6-inch hexagon blocks (3" along the edge), plus an extra block for leap year
- Each hexagon includes a block photo, a placement diagram for each and full-sized templates in the back of the calendar
- Sturdy spiral binding will keep each easy-to-turn page of the calendar intact for years of enjoyment

July is for Calendars!



Check out the Martingale Stitch This Blog (<http://blog.shopmartingale.com>) on July 13th for a Sneak Peek at what I'm working on for next year's quilt-along!

©2016 Katja Marek All rights reserved. Instructions are for personal use only. Each participant must own their own copy of *The New Hexagon - 52 Blocks to English Paper Piece* (Martingale®) to make the blocks mentioned in these instructions. No commercial use is authorized. By that I mean that you may not sell these instructions or make copies of the original blocks in the book to include with these instructions. You may however print these instructions for participants of a class or club provided that each participant owns their own copy of the book. Please give credit to me as the designer if showing or selling a finished quilt.



Blocks on the Go, for Quilts on the Grow!

AKA - The Always Done Quilt!

©2016 Katja Marek – All rights reserved

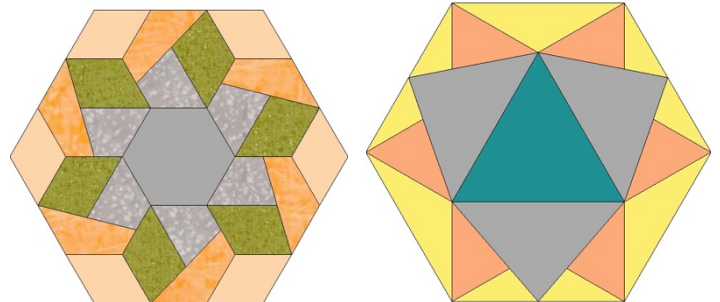
Every week = one block = one completely finished quilt-let = Always Done!



Summer has arrived, at least according to the calendar!

The birds are back, the bicycles are out, and little critters scurry around the flowers.

To celebrate the release of *The New Hexagon Perpetual Calendar* I've got 2 bonus blocks for you this month. This will give you something to do if you're one of the many anxiously waiting for the calendars to arrive at their local quilt shops.



Check out the
Martingale

Stitch This Blog

(<http://blog.shopmartingale.com>)
on **July 13th** for a Sneak Peek
at what I'm working on for
next year's quilt-along!

©2016 Katja Marek All rights reserved. Instructions are for personal use only. Each participant must own their own copy of *The New Hexagon - 52 Blocks to English Paper Piece* (Martingale®) to make the blocks mentioned in these instructions.

No commercial use is authorized. By that I mean that you may not sell these instructions or make copies of the original blocks in the book to include with these instructions. You may however print these instructions for participants of a class or club provided that each participant owns their own copy of the book. Please give credit to me as the designer if showing or selling a finished quilt.




Blocks on the Go, for Quilts on the Grow!

AKA - The Always Done Quilt!

©2016 Katja Marek – All rights reserved

Every week = one block = one completely finished quilt-let = Always Done!



Week 27

Block 27: Victoria

Kaffe Fassett for Rowan. Westminster Fibers Fabrics #PWGP029 Lotus Leaf
Brandon Mably for Rowan Westminster Fibers #PWBM042 Pebble Mosaic

Modern Backgrounds Essentials by Brigitte Heitland for Zen Chic for Moda - Paper




Week 28

Block 28: Mary Ellen

Kaffe Fassett for Rowan Fabrics Narrow Stripe
Philip Jacobs for Rowan. Westminster Fibers #PWPJ051 Brassica

Modern Backgrounds Essentials by Brigitte Heitland for Zen Chic for Moda - Paper



Week 29

Block 29: Bev

Kaffe Fassett for Rowan. Westminster Fibers #PWGP 092 Millefiore
Kaffe Fassett for Rowan Fabrics Narrow Stripe
Brandon Mably for Rowan #BM 20 Beaded Tents

Modern Backgrounds Essentials by Brigitte Heitland for Zen Chic for Moda - Paper



Week 30

Block 30: Debbie

Philip Jacobs for Rowan. Westminster Fibers #PWPJ 070 Big Leaf
Kaffe Fassett for Rowan Fabrics #GP60 Paisley Jungle
Kaffe Fassett for Rowan. Westminster Fibers #PWGP 020 Paperweight

Modern Backgrounds Essentials by Brigitte Heitland for Zen Chic for Moda - Paper

©2016 Katja Marek All rights reserved. Instructions are for personal use only. Each participant must own their own copy of *The New Hexagon - 52 Blocks to English Paper Piece* (Martingale®) to make the blocks mentioned in these instructions.

No commercial use is authorized. By that I mean that you may not sell these instructions or make copies of the original blocks in the book to include with these instructions. You may however print these instructions for participants of a class or club provided that each participant owns their own copy of the book. Please give credit to me as the designer if showing or selling a finished quilt.



Blocks on the Go, for Quilts on the Grow!

AKA - The Always Done Quilt!


©2016 Katja Marek – All rights reserved

Every week = one block = one completely finished quilt-let = Always Done!

I've shown you before that my mom loves to make little things. This past month someone posted in one of my Facebook groups some photos of her blocks in progress made in both a 3" (the original size) and a 1" size. Immediately my mom decided she had to make 1" finished blocks.

Block 1: Marie was completed June 13th and on June 23rd she had completed 26 blocks. Today is June 29th and 45 blocks are done.

.....Stay tuned for next month when I will show you more.....



My Mom has been up to a little something again!

©2016 Katja Marek All rights reserved. Instructions are for personal use only. Each participant must own their own copy of *The New Hexagon - 52 Blocks to English Paper Piece* (Martingale®) to make the blocks mentioned in these instructions.

No commercial use is authorized. By that I mean that you may not sell these instructions or make copies of the original blocks in the book to include with these instructions. You may however print these instructions for participants of a class or club provided that each participant owns their own copy of the book. Please give credit to me as the designer if showing or selling a finished quilt.

