

Blocks on the Go, for Quilts on the Grow!

AKA - The Always Done Quilt!

©2016 Katja Marek – All rights reserved


Every week = one block = one completely finished quilt-let = Always



Unlike this giant carrot that we grew in our garden year-before-last, my Mom often loves to work in mini. We have a small collection of the ones that have not been given away hanging around our back door. The double wedding ring quilts, the Dresden quilt and the grandmother's garden quilt were all made with Paper Pieces™. The Baltimore Applique was needle turned and the Cathedral Window was done in the traditional manner. The sizes are (clockwise from top center) 10"x14", 10"x15", 6"x7", 9 1/2"x11 1/2", 7"x10", 9"x13".

My Mom often makes samples for the store. She is our go-to person for quick and impeccable.

Of all the blocks included in the upcoming The New Hexagon Perpetual Calendar, my Mom sewed 75% while I was busy with the designing, edits, and some sewing as well.



©2016 Katja Marek All rights reserved. Instructions are for personal use only. Each participant must own their own copy of *The New Hexagon - 52 Blocks to English Paper Piece* (Martingale®) to make the blocks mentioned in these instructions.

No commercial use is authorized. By that I mean that you may not sell these instructions or make copies of the original blocks in the book to include with these instructions. You may however print these instructions for participants of a class or club provided that each participant owns their own copy of the book. Please give credit to me as the designer if showing or selling a finished quilt.



Blocks on the Go, for Quilts on the Grow!

AKA - The Always Done Quilt!

©2016 Katja Marek – All rights reserved

Every week = one block = one completely finished quilt-let = Always Done!


This month's free block is:
The Penrose Triangle Hexagon



I have been fascinated by impossible drawings like those of M C Escher for years. The Penrose Triangle is one of these impossible drawings since it can only exist in two dimensions. I challenged myself to draw it inside a hexagon. With it's sharp points and slim trapezoids it may present a challenge to beginners in the smaller 3" size, you might want to start with a larger version first.

The **Penrose triangle**, also known as the **Penrose tribar**, or the **impossible tribar**, is an impossible object. It was first created by the Swedish artist Oscar Reutersvärd in 1934. The psychologist Lionel Penrose and his mathematician son Roger Penrose independently devised and popularized it in the 1950s, describing it as "impossibility in its purest form". It is featured prominently in the works of artist M. C. Escher, whose earlier depictions of impossible objects partly inspired it.
-from Wikipedia.org

As more blocks are completed, a creative setting for the finished blocks becomes more difficult. At 26"x81" the combination at right would make a perfect bed runner.



©2016 Katja Marek All rights reserved. Instructions are for personal use only. Each participant must own their own copy of *The New Hexagon - 52 Blocks to English Paper Piece* (Martingale®) to make the blocks mentioned in these instructions.

No commercial use is authorized. By that I mean that you may not sell these instructions or make copies of the original blocks in the book to include with these instructions. You may however print these instructions for participants of a class or club provided that each participant owns their own copy of the book. Please give credit to me as the designer if showing or selling a finished quilt.



Blocks on the Go, for Quilts on the Grow!

AKA - The Always Done Quilt!

©2016 Katja Marek – All rights reserved

Every week = one block = one completely finished quilt-let = Always Done!

The details: The week, the block number, the name, and the fabric.



Week 22
Block 22: Nancy

Philip Jacobs for Rowan. Westminster Fibers #PWPJ 055 Feathers

Modern Backgrounds Essentials by Brigitte Heitland for Zen Chic for Moda - Paper



Week 23
Block 23: Dawn

Kaffe Fassett for Rowan Westminster Fibers #PWGP029 Lotus Leaf
Kaffe Fassett for Rowan Westminster Fibers #PWGP020 Paperweight


Modern Backgrounds Essentials by Brigitte Heitland for Zen Chic for Moda - Paper



Week 24
Block 24: Evelyn

Philip Jacobs for Rowan. Westminster Fibers #PJ49 Floating Mums
Kaffe Fassett for Rowan. Westminster Fibers Multi Stripe

Modern Backgrounds Essentials by Brigitte Heitland for Zen Chic for Moda - Paper



Week 25
Block 25: Marjorie

Philip Jacobs for Rowan. Westminster Fibers #PWPJ 055 Feathers

Modern Backgrounds Essentials by Brigitte Heitland for Zen Chic for Moda - Paper



Week 26
Block 26: Linda

Philip Jacobs for Rowan. Westminster Fibers #PJ42 Primula
Kaffe Fassett for Rowan. Westminster Fibers Multi Stripe

Modern Backgrounds Essentials by Brigitte Heitland for Zen Chic for Moda - Paper

©2016 Katja Marek All rights reserved. Instructions are for personal use only. Each participant must own their own copy of *The New Hexagon - 52 Blocks to English Paper Piece* (Martingale®) to make the blocks mentioned in these instructions.

No commercial use is authorized. By that I mean that you may not sell these instructions or make copies of the original blocks in the book to include with these instructions. You may however print these instructions for participants of a class or club provided that each participant owns their own copy of the book. Please give credit to me as the designer if showing or selling a finished quilt.

