

# Beginning Classes

## Beginning Dimensional Embroidery



Tara Wilson will be teaching beginning hand embroidery this summer. During this three session class you will be learning basic embroidery stitches and techniques while working on the Autumn's Harvest Pumpkin project by CrabApple Hill. This is a terrific class for everyone who wants to learn how to hand embroider or everyone who wants to hone their embroidery skills.

**Cost:** \$ 30.00

**Dates:** July 10th, 24th, and August 7th  
from 11 AM-1 PM

**Instructor:** Tara Wilson

## Beginning Hand Quilting




Janet will demonstrate the basic hand quilting techniques. You will learn how to prepare your quilt for hand quilting, how to choose the correct batting, marking and quilting tools. You will also learn how to perform the proper hand quilting stitch.

**Cost:** \$ 38.00

**Dates:** Saturday, August 4th from 12-3 or Tuesday,  
August 14th 10-1

**Instructor:** Janet Collins

## Lucky Stars



Great Beginner Quilt. It's true....you do make your own luck, and even beginners will have good luck with these simple stars!!!!


**Cost:** \$ 30.00

**Dates:** Wednesday, July 25th, August 1st , and August  
8th

**Instructor:** Janet Collins

# Continuing Classes

## All Things Christmas




We are going to get a jump start on Christmas!!!! Each month we will offer a new project to help get you ready for the holiday season. Projects will include gift and holiday decor ideas. Two sessions will be offered each month so check your schedule to see which one will work for you. Fun!!! July Project: Gifts for Our Quilting Friends

**Instructor:** Janet Collins

**Cost:** \$ 60.00

**Dates:** Thursday July 12th, August 9th, and September 13th at 2:00-4:30PM or 6:00-8:30PM

## Exploring Art Quilt



The Focus of this class will be to learn basic design elements and use them to incorporate various art quilting techniques into eight different mini quilts. The June 6th workshop will focus on using different painting effects on your quilts.

**Instructor:** Amanda Reilly

**Cost:** \$ 15.00

**Dates:** Wed, July 11th, 2012 at 6:00 pm to 8:00 pm  
Wed, August 1st, 2012 at 6:00 pm to 8:00 pm  
Wed, September 5th, 2012 at 6:00 pm to 8:00 pm

## Merry, Merry Snowmen



**Dates:** Tue, July 17th, 2012 at 11:00 am to Noon  
Sat, August 4th, 2012 at 10:00 am to 11:00 am  
Tue, August 21st, 2012 at 11:00 am to Noon  
Sat, September 1st, 2012 at 10:00 am to 11:00 am  
Tue, September 18th, 2012 at 11:00 am to Noon

## Second Saturday



**Dates:** Sat, Jul 14, 2012 at 10:00 am

## Sweet Sixteen



**Dates:** Thursday, August 2nd, 2012 at 6:00 PM  
Thursday, September 6th, 2012 at 6:00 PM

# Quilting Socials

## Sunday Sew-cial



Need some uninterrupted quilting time .... join us on the Second Sunday of every month to work on those unfinished projects or start a new one. We will open the shop at noon and sew until 6 PM. Snacks will be served. This will be lots of fun and hopefully very productive. Space will be limited so sign up early. To be fair to everyone, payment is due at sign up.

**Skill Level:** Everyone

**Cost:** \$ 15.00  
Snacks Provided

**Dates:** Sunday , July 15th, August 12th, and  
September 9th from Noon to 6PM

## Quilter's Day Out



Need a day out.....Join us for a day of quilting with your friends. We offer a different project every month which can usually be finished that day, so you will go home with a completed quilt top or project. Lunch is provided!!! This has become a popular event and space is limited, so sign up early.

**Skill Level:** Beginner with some quilting experience

**Cost:** \$ 15.00  
includes lunch

**Dates:** Wednesday, July 18th, August  
15th, and September 19th

## Quilter's Night Out

Need a night out.....Join us for a fun evening of quilting with your friends. We present a different project every month that can usually be completed that evening, so you will go home with a finished quilt top or project. Dinner is included, so there will be no dishes to be washed!!! This has become a popular event so sign up early.

**Skill Level:** Beginner with some quilting experience

**Cost:** \$ 15.00  
Includes dinner

**Dates:** Friday July 20th, August 24th, and  
September 28th at 5:30

# Purses and Totes

## Sunburst Sling



Join Linda to make this pretty bag that has lots of pockets and a top zipper closure. This will become your favorite bag!!!! It is better than Vera!

**Instructor:** Linda Riley

**Cost:** \$ 30.00

**Dates:** Mon, Aug 20, 2012 at 2:00 pm to 4:00 pm

Mon, Aug 20, 2012 at 6:00 pm to 8:00 pm

Mon, Aug 27, 2012 at 2:00 pm to 4:30 pm

Mon, Aug 27, 2012 at 6:00 pm to 8:00 pm

Mon, Sep 10, 2012 at 2:00 pm to 4:00 pm

Mon, Sep 10, 2012 at 6:00 pm to 8:00 pm

## Tea Leaf Tote



Use a charm pack to create this large project tote featuring cathedral window blocks. Linda has added outside pockets to the original design so you will have lots of room for all your things. This is a fun, easy tote that all your friends will be envious of.

**Instructor:** Linda Riley

**Cost:** \$ 30.00

**Dates:** Mon, Aug 6, 2012 at 2:00 pm to 4:30 pm

Mon, Aug 6, 2012 at 6:00 pm to 8:30 pm

Mon, Aug 13, 2012 at 2:00 pm to 4:30 pm

Mon, Aug 13, 2012 at 6:00 pm to 8:30 pm

## Folding Wallet



The Folding Wallet has lots of pockets for credit cards, Id cards, your checkbook and cash. There is an outside pocket for sunglasses, cell phone or keys. Linda will show you how to make this stylish, yet practical, wallet using Soft and Stable foam.

**Instructor:** Linda Riley

**Cost:** \$ 20.00

**Dates:** Monday, July 9 and 16 at either 2-4 or 6-8

## Bailey Island Hobo Bag



Comfortable and easy just like an island vacation. This pattern uses 2 1/2 inch fabric strips and leftover batting. This is a beautiful bag....all your friends will want one!

**Instructor:** Linda Riley

**Cost:** \$ 25.00

**Dates:** Mon, Jul 23, 2012 at 2:00 pm to 4:30 pm

Mon, Jul 23, 2012 at 6:00 pm to 8:30 pm

Mon, Jul 30, 2012 at 2:00 pm to 4:30 pm

Mon, Jul 30, 2012 at 6:00 pm to 8:30 pm



# Quilt Classes

## Short and Sweet



This new quilt by Kim Diehl is made up of colorful patchwork bordered by pretty leaves. It will be a wonderful addition to your quilt collection.

**Instructor:** Janet Collins

**Cost:** \$ 30.00

**Dates:** Thu, Aug 16, 2012 at 2:00 pm to 4:00 pm  
Thu, Aug 16, 2012 at 6:00 pm to 8:00 pm  
Thu, Aug 23, 2012 at 2:00 pm to 4:00 pm  
Thu, Aug 23, 2012 at 6:00 pm to 8:00 pm  
Thu, Sep 6, 2012 at 2:00 pm to 4:00 pm  
Thu, Sep 6, 2012 at 6:00 pm to 8:00 pm

## Roses in the Cabin




This little quilt will add a touch of elegance to your table. This project combines appliqué with foundation paper piecing with stunning results. Stop by the shop and see the sample!!

**Instructor:** Peggy Ellwood

**Cost:** \$ 30.00

**Dates:** Sat, Jul 21, 2012 at Noon to 3:00 pm  
Sat, Aug 11, 2012 at Noon to 3:00 pm

## Nicole's Autumn Pumpkin Patch



This is the second in a series of wall hangings designed by Pat Sloan. There are several techniques involved in making this fun wall hanging including using fusible web, raw edge machine applique, and free motion machine quilting. This fun quilt will get your creative juices flowing!!!!

**Instructor:** Peggy Ellwood

**Cost:** \$ 30.00

**Dates:** Thu, Aug 30, 2012 at 6:00 pm to 8:00 pm  
Thu, Sep 20, 2012 at 6:00 pm to 8:00 pm  
Thu, Sep 27, 2012 at 6:00 pm to 8:00 pm