

# Country Traditions Exclusive Pattern



Country Traditions  
330 North Main  
Fremont NE 68025  
(402) 721-7752

[www.countrytraditionsonline.com](http://www.countrytraditionsonline.com)

## *Sewing for a Cause* **Quilts of Valor - Old Glory Flag Block**

### Cutting Requirements for One Block

- Cut (5) 1-1/2" x 9-1/2" Strips of Red
- Cut (4) 1-1/2" x 9-1/2" Strips of White/Cream
- Cut (1) 7-3/4" x 7-3/4" Square of Blue



### Sewing Directions:

**Step #1:** Sew Red & White Strips together, starting with a RED fabric Strip. Alternate Red/White/Red/White Strips etc...

\*This should create a 9-1/2" square block. Square up your block to 9-1/2" square. If it is short, check your 1/4" seam allowances.




**Step #2:** Position the 7-3/4" Blue Square of Fabric on to the Left Hand corner of your Block. Draw a diagonal line across the middle of the block. Sew on this line.

Press half of the half-square triangle back, check for squareness. Trim extra off back 1/4" from the sewn seam line. Square the block up to 9-1/2" x 9-1/2".

**Bonus Block:** Sew the trimmed off square corner, with a 1/4" seam from the cut edge. Square up to a 6-1/2" x 6-1/2" Square block.

Things to Know  
\*Before you Begin\*

All Quantities and cuts are based on 44/45"-wide, 100% cotton fabrics. All measurements include a 1/4" seam allowance, unless stated differently in the directions. WOF stands for Width of Fabric. Sew with right sides together unless otherwise stated. Read through the instructions before beginning your project. The arrows indicate the direction to press the seam allowances. All directions have been tested and are presented in good faith, but no warranty can be given nor results guaranteed. We truly hope you have fun with your project..



**Mail or Bring your completed blocks in to Country Traditions by November 11, 2011. Donated blocks will be sewn together and quilted by the Country Traditions friends and Staff. The completed quilt tops made from the blocks will be given to Quilts of Valor. And because all good deeds should be rewarded, for each blocks donated to Country Traditions we will place the maker's name in our drawing basket for a \$25.00 Country Traditions Gift Certificate. Drawing to be held November 12, 2011.**

Copyright 2004, all rights reserved to Country Traditions. No part of this pattern may be reproduced or copied without the written permission of Country Traditions. Thank-you.