

Glad Creations News & Notes

WINTER 2012

New Year's Sale

Sunday, January 1 • Noon–5:00

Monday, January 2 • 9:30–5:00

Tuesday, January 3 • 9:30–5:00

- Regular priced fabric—20% OFF
- Selected fabric—50% OFF
- Remnants—extra 10% OFF
- Selected books & patterns—buy one, get one free (lesser or equal value).

SPECIAL: After your purchase, receive a FREE "Glad Creations 2012 Coupon Book".

- No other discounts apply • "in stock" items only • no pre-sales
- Packaged fabric kits not included in sale •



Sylvia's Bridal Sampler Show!

We've had an enthusiastic group of quilters working on quilts made of 6" quilt blocks in our Sylvia's Bridal Sampler Club for the last 2 ½ years. It's time to share our accomplishments! We have so many completed quilts we'll be showing them in two groups. The first group will be shown January 1–10. The second group will display January 12–21. Don't miss either of these fantastic shows.

"Glad Creations 2012 Coupon Books" FREE January 1–21, 2012

Don't miss out on our 2012 Coupon Book giveaway! We're putting together a book of coupons to use in the store throughout the year for special sales and discounts on selected products. There will be different specials for each month. Come in during shop hours from January 1–21 and receive your coupon book FREE with any purchase.

- 1 book per person, adults only.
- You must come in to the shop yourself to receive your book.
- You must make an in-store purchase on Jan. 1–21.
- Coupon books are not reproducible or transferable.

After Jan. 21, coupon books can be purchased for \$10 each. Be sure to get your book soon so you don't miss out on any of the coupons!

Mystery by Mail #49 available in March

This session our Mystery by Mail quilt will be the **same quilt** as the one offered for Mystery Weekend. The Mystery by Mail kits will be offered in 2 size options and will be available in early March. Each Mystery by Mail kit will include all the fabric for the quilt top plus the first clue. Four additional clues will be mailed, every 3 weeks, the final one including a photo of the quilt and the quilt layout. Give us a call or send an email to let us know that you'd like to receive swatches and information in the mail.

Holiday Hours:

Open Dec. 24 • 9:30–12:00

Closed Dec. 25

"Jo's Little Women" Club #11

Instructor: Annemarie Yohnk

Annemarie will guide you through a series of new 'Jo's Little Women' quilts. These quilts are very do-able and exclusive to Club members only. Club members will purchase a collection of 20 fat quarters from the Jo Morton line of fabric. You can coordinate your own bundle or choose the 'special' bundle of 'Annemarie's Pick's.' Additional fabrics may be necessary for borders, backing, and binding to complete some projects.

Our monthly meetings will feature wonderful show-and-tell, instructor guided demos, refreshments and door prizes. Annemarie will also provide you with the "EXTRA" patterns past club members have come to enjoy.

If you haven't been part of "Jo's Little Women" Club before, now is the time to join. Don't let the fun pass you by. Come and enjoy the energy of friends and new ideas!

Jo's Bundles will be available in mid-March.

Classes meet on the 4th Tuesday of the month March through September. The final session will meet Tuesday November 6.

Class dates: Tuesday, March 27, April 24, May 22, June 26, July 24, August 28, September 25 & November 6.


"Jo's Little Women"
Club 11 by Jo Morton

Quilt Shop program, using Jo's fabric lines with Andover Fabrics.



Jo Morton Quilts
1801 Central Avenue
Nebraska City, NE 68410-2231
402-875-1846 phone
joquilts@mac.com
www.jomortonquilts.com

Block-of-the-Month Programs



Roses of Remembrance Available Now


This beautiful quilt was the result of the Sharon Pederson's Rose of Sharon Challenge where over 850 participants submitted Rose of Sharon blocks. There were 12 blocks selected by Ricky Timms and Alex Anderson for the final quilt. These are the blocks used in the Roses of Remembrance quilt. Fabrics used in the project are by Island Batik.

Our program will include everything to complete the top of the quilt that will finish at 63" x 63". The instructions in *The Rose of Sharon Block Book* are for machine appliqué but you may certainly use whatever appliqué technique you are comfortable with.

During this 13 month program you will receive the fabric for each of the blocks, sashing, borders and binding to complete the quilt top. Give us a call or stop in for details.

Seasons in a Row Starting in January 2012

We'll be offering this fun row quilt as a Block of the Month in 2012. Start January off with snowmen, hearts for February, kites for March...and on through the year. Stop in or give us a call for details and sign-up information. We'll have a sneak peek on display at the shop. The finished quilt is 76" x 94". Fabric selections will be primarily batiks.





Intermediate class—Beginning Quiltmaking or equivalent is a prerequisite.

Tuesday • Jan. 24, 31, Feb. 7, 14, 21, 28, March 7, 13 • 6:30–8:30



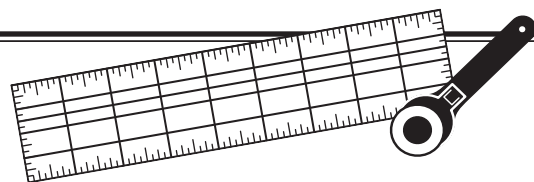
Saturday • Jan. 14, 28, Feb. 11, 25, March 17, 31 •
10:00–12:00 **OR** 12:30–2:30

Thurs. • Jan. 19, Feb. 2, 16, March 1, 15, 29 • 10:00–12:00





Jan. 17, Feb. 21, March 20



MACHINE TECHNIQUES



We have a wide selection of machine piecing classes to choose from. Some projects have several size options so be sure to come into the shop prior to your class for help with quilt sizes, yardage requirements, and to see the samples. We will be glad to help you select your fabrics.

 *Beginners class*—no previous quilting experience required.

 *Intermediate class**—"Beginning Rotary Star Sampler" or equivalent beginning machine piecing class is a prerequisite.

  *Advanced class**—A little bit more difficult. Requires previous machine piecing and rotary cutting experience.

**Please note that in intermediate and advanced classes we assume you have some basic quilt assembly skills—they don't cover basics like adding borders, layering your quilt or quilting.*


*Supplies & Equipment List for Machine Classes

- Rotary rule or equivalent (24" long)
- Rotary cutter
- Triangle or 2nd ruler for squaring up (optional)
- Sewing machine (cleaned, oiled and ready to use)
- Basic sewing supplies including a seam ripper
- Lunch for all day classes
- Fabric—prewashed and pressed.

Note: We have a "classroom" set of cutting mats so you don't need to carry yours to class with you.

BEGINNING ROTARY STAR SAMPLER • Cheri Merritt

This class will teach the fundamentals of rotary cutting and piecing by machine. Several techniques will be covered in the classes, including mastering the $\frac{1}{4}$ " seam allowance, connector triangles, strip piecing, borders, basting and binding. Machine quilting will be demonstrated in the final class. Stop into the shop before the first session to see the sample and for help selecting the fabric for your quilt. Also, see *Supplies and Equipment list.




4 sessions • fee: \$42.00

Monday • Feb. 13, 20, 27, March 12 • 6:00–8:30

RAPID FIRE LEMOYNE STAR • Susan Dyer

Learn how to use Deb Tucker's Rapid Fire Lemoyne Star Trim-Down tool to make perfect stars with no Y-seams. You will begin working on the Constellation pattern that comes with the tool. It includes stars in all 10 sizes that the ruler makes. Come in to see the sample and pick up your supply list. This is a



great quilt for using your stash. See *Supplies and Equipment list. You will also need the Rapid Fire Lemoyne Star tool.

1 session • fee: \$30.00

Saturday • Feb. 4 • 10:00–4:00 OR

Wednesday • Feb. 8 • 10:00–4:00

COLOR BASICS • Cheri Merritt


Clear up your color confusion! Learn the language of color—hue, value, intensity, temperature—and put it to work for you. We will play with our shop stash of fabric and quilts to build your color confidence. You will receive recipes in class for cooking up great ideas to use and enhance the ingredients from your own stash. By the end of class, you will better understand your unique color and design preferences and be able to describe them in the language of color. Bring "The Color Tool" by Joen Wolfstrom and a notebook for keeping notes.

2 sessions • fee: \$25.00

Monday • Jan. 16, 23 • 6:30–8:30

COLOR CLUB • Cheri Merritt

Join our club and build on your knowledge of color basics while playing with sample blocks. We will add new terms to your color vocabulary and explore ideas for creating color effects in your quilts. Each student will need their own copy of *The Quilter's Color Club* by Christine E. Barnes as well as a good grounding in color basics. (Our *Color Basics* class is a good place to start.) Stop by the shop for a list of other supplies needed. Let's have fun discovering color possibilities together!



4 sessions • fee: \$42.00

Monday • March 19, 26, April 2, 9 • 6:30–8:30



MACHINE QUILTING FOR BEGINNERS • Dee Legvold

Our machine quilting class has been re-formatted to better meet your needs. It's now a 3 session class. Week 1 meets from 6:30-8:00 without your sewing machine and covers planning, marking, pinning and basic information. Weeks 2 & 3 meet from 6:30-8:30 with your sewing machine and cover machine basics, working with the walking foot, free motion quilting, ergonomics and recommendations for your quilts. The class project will use the "Skillbuilder" fabric panel and book. In addition to the panel and book, you'll need a free motion foot (darning foot or "big foot") and a walking foot for your machine. Pre-requisite: "Beginning Rotary Star Sampler" or equivalent beginning piecing class. This class does not cover piecing or other construction techniques. Come in to pick up your supply list prior to the first session.

3 sessions • fee: \$30.00 plus purchase of "Skillbuilder" fabric panel and book.

Tuesdays • Feb. 14 (6:30-8:00), Feb. 21 (6:30-8:30) & Feb. 28 (6:30-8:30)

MYSTERY WEEKEND #49

Susan Dyer & Nancy Raschka-Reeves

Run away from home and spend the weekend with us! We've specially designed a quilt for this Mystery Weekend. You won't find out what the quilt looks like until you've begun sewing. Teaching hours are from 9:30-5:00 each day but you may stay and sew Thursday or Saturday evening if you wish. Participants should have experience with rotary cutting and machine piecing. You will receive your Secret Supply List about a month before this workshop. Choose between Session A, B, C & D. (Students in sessions A, B & C will be sworn to secrecy!) This session the Mystery Weekend and Mystery by Mail will be the same quilt. We hope the Mystery Weekend folks will be able to keep their quilt a secret from anyone participating in the Mystery by Mail until June!

Register early—sessions tend to fill quickly!

Class registration begins Monday, Dec. 12.

One weekend session • fee: \$65.00

Session A: Sat. & Sun. • March 3 & 4 • 9:30-5:00

Session B: Thurs. & Fri. • March 8 & 9 • 9:30-5:00

Session C: Sat. & Sun. • March 10 & 11 • 9:30-5:00


Session D: Sat. & Sun. • March 24 & 25 • 9:30-5:00

GLACIER STAR TECHNIQUE OF THE MONTH •

Julie Arrowood

This is a new project from Judy Niemeyer quilting—the first design for the new *Technique of the Month* pattern series.

Glacier Star is an exclusive pattern available only thru authorized instructors and shops with a limited printing. Join Julie Arrowood, Certified Judy Niemeyer instructor to learn paper piecing techniques and Judy's own shortcuts to make this project painless! Each class will focus on a new technique and section of the quilt. We'll work on cutting and sewing in class, talking about color and fabric choices as well. The techniques you learn will enable you to tackle any of the patterns from Quiltworx with confidence. The finished quilt is 60" x 60".



6 sessions • fee: \$180.00 (includes the complete pattern, a \$60 value).

Saturdays • Jan. 28, Feb. 25, March 31, April 28, May 26, June 30 • 10:00-2:00

BALI WEDDING STAR • Julie Arrowood

Join Julie Arrowood, Certified Judy Niemeyer instructor to learn paper piecing techniques and Judy's own shortcuts to make this project painless! The Bali Wedding Star is a newly designed and updated version of Quiltworx very first pattern. By using strip piecing to complete the foundation piecing on



the arcs, redesigned stars with floating points—this quilt becomes quick and easy while being a showstopper. The techniques you learn will enable you to tackle any of the patterns from Quiltworx with confidence. Students may work on the Bali Bedrunner or the Wedding Star patterns. Stop by the shop to pick up your supply list and purchase the pattern of your choice before the first session.

3 sessions • fee: \$75.00

Saturdays • Jan. 14, Feb. 11, April 14 (no class in March) • 10:00-3:00

MAINTAINING YOUR SINGER FEATHERWEIGHT

• Carole Wilder

Learn how to do your own regular maintenance on your Singer Featherweight to keep it in top running condition. Carole will teach you how to do a thorough cleaning and oiling of your machine. She will also cover adjusting the tension. This is a hands-on class. Bring your machine, a tube of Singer lubricant, machine oil, q-tips, a couple rags, thread, bobbins, screwdriver, a flashlight and some scraps of fabric.

1 session • fee; \$25.00

Saturday • Feb. 18 • 1:00–4:00

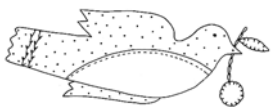


UFO DAY • Susan Dyer

Need help getting re-started on your projects, adding a border to your quilt or other finishing tasks? Come to the UFO day for help, motivation and uninterrupted sewing time. Susan will spend the morning helping you get started and will be on call during the afternoon if you need further assistance. Bring your projects, the pattern or book you're using and whatever sewing supplies you'll need to spend the day working on your project. Bring your lunch or head over to one of the neighborhood establishments.

1 session • fee; \$15.00

Saturday • April 7 • 10:00–4:00



Mark Your Calendars!

15th Annual Quilt Shop 'Til You Drop
Twin Cities Quilt Shop Tour
May 3–5, 2012

Quilt Minnesota
State-wide Shop Hop
August 3–19, 2012

New Glad Creations patterns


Check out our two newest Glad Creations patterns—
Checkerboard Stars (60" X 66") and
Sew Many Stars (78" X 90" or 90" X 102").

Checkerboard Stars
60" x 66"



Sew Many Stars
78" x 90" or 90" x 102"

These scrap-look quilts are rotary cut and machine pieced.
Visit our website at www.gladcreationsquilts.com to take
a look at our complete line of original quilt patterns.



Remember your Birthday Discount!

Come in the week of your birthday
(7 days before and after), show us
your driver's license and receive a
10% discount on your fabric purchase.

- Not to be used with any other discounts.
- Not available on packaged fabric kits.

Looking for a space for quilting and fun?
Our classroom spaces are available when not in use.
Contact us if you'd like to reserve a room to use for
quilt group meetings, space to lay out your quilt, or
just to come and spend time quilting with friends.
Rooms are available during regular shop hours.

Join our E-mail update list!

Sign up for our bi-weekly email newsletter and be the first to know about new fabric and products! Join by visiting our website at www.gladcreationsquilts.com and clicking on the link to sign up for our Email Update. Submit your information using the registration form. You will receive a confirmation email. You need to respond by clicking the link in the email in order to complete your registration. (If you don't receive this email, be sure to check your spam filter).

CLASS REGISTRATION

Please enclose full payment for each class you are registering for. Phone reservations will be held for 4 days so you can mail or drop off your payment. After that time your reservation cannot be held. We will gladly take your credit card payment by phone. Fees cannot be refunded or transferred later than one week prior to the first class session unless the class is canceled. If you cannot attend a class you have registered for, please give us 7 days notice and we will be happy to give you a full refund. We reserve the right to cancel classes if minimum enrollment is not met. As a courtesy to teachers and other class members, please do not bring children to class and turn off cell phones—we want everyone to have a pleasant time!

Mail registrations to: Glad Creations, Inc.
3400 Bloomington Ave. S.
Minneapolis, MN 55407

Hours: Monday (9:30-5:00), Tuesday (9:30-8:30),
Wednesday–Saturday (9:30-5:00). Open Mondays
until 8:30 when we have classes. Call for Monday
evening hours.

Phone: (612) 724-1079.

NOTES ON CLASS SUPPLIES: You will have the best class experience if you arrive in class on time with all required supplies. Please check equipment lists in this brochure and also call or come into the shop to check on yardage requirements for the class you have registered for. Allow enough time after you purchase your fabric for prewashing. *Basic sewing kit for ALL CLASSES should include:* scissors, needles, thread, ruler, pins, pencil and thimble. For classes requiring a sewing machine, please bring your own machine if at all possible. If you do not have a machine you can bring, we have two machines available for your use. They can be reserved at the time you register for class.

*Class registration will begin
Monday, December 12, 2011!*

Winter 2012 Registration Form

NAME: _____

ADDRESS: _____

CITY: _____ STATE: _____ ZIPCODE: _____

PHONE: DAYS _____ EVENINGS: _____

Please register me for the following classes:

CLASS: _____ DATE: _____ TIME: _____ FEE: _____

CLASS: _____ DATE: _____ TIME: _____ FEE: _____

CLASS: _____ DATE: _____ TIME: _____ FEE: _____

TOTAL FEE ENCLOSED: _____

Please read class registration information above. Class fees cannot be refunded or transferred later than one week prior to the first class session. CLASS REGISTRATION WILL BEGIN MONDAY, DECEMBER 12.

PRSR STD
U.S. POSTAGE
PAID
TWIN CITIES, MN
PERMIT No 1194

Glad Creations, Inc.
Quilt Block
3400 Bloomington Ave. So.
Minneapolis, MN 55407

See inside:

- ◆ Class registration starts December 12.
- ◆ New Year's Sale January 1-3.
- ◆ 2012 Coupon Books available in January.

Visit our website:
www.gladcreationsquilts.com

Glad Creations, Inc. Quilt Block

Winter 2012 Schedule of Classes

Hours:

Monday • 9:30-5:00

Tuesday • 9:30-8:30

Wednesday-Saturday • 9:30-5:00

plus Monday evenings until 8:30 when we have classes—
call for Monday evening hours.

3400 Bloomington Avenue South
Minneapolis, MN 55407
(612) 724-1079

Class registration
begins December 12!