

A decorative graphic featuring three overlapping rectangular panels in shades of light green, pale yellow, and bright orange. Each panel contains a stylized autumn leaf in a contrasting color: a yellow leaf on the green panel, a green leaf on the yellow panel, and an orange leaf on the orange panel. The leaves are arranged in a way that they appear to be layered on top of each other.

Ready to get back to sewing?



SEW-EZY
sewing studio

BEGINNER	8
BEGINNER QUILTING	7
CALENDAR	4 & 8
DAKOTA SALE	3
BACK TO BASICS	5
MACHINE TRAINING	2
WHAT'S NEW	4

Exciting News- We are working on a **NEW web site**. Soon you'll be able to register for classes, shop and see more information online. Stay tuned! It's going to be wonderful.

Tri-State Shop Hop

Sept. 11 - 18, 2010

Don't miss this year's hop!

Need more details? Stop by or call 563-7474


Sweet Shopping Thursdays!

Everyone loves cookies...shop with us on Thursdays and enjoy fresh baked (I mean fresh baked in our kitchen) cookies while you shop.

Just our way of letting you know how
“sweet” you are too us!

SEWING MACHINE TRAINING CLASSES

*Get the most out of your
sewing machine*



SEW-EZY PROVIDES MANY LEVELS OF TRAINING ON ALL MACHINES WE SELL.

ALL OWNERS OF MODELS MECHANICAL OR COMPUTERIZED NEED TO ATTEND.

KNOW YOUR MACHINE. IF YOU HAVE A MACHINE YOU DO NOT KNOW HOW TO USE, THIS CLASS IS FOR YOU AS WELL.

If you have recently moved into our area and have a Janome, please contact us about participating with us.

Know YOUR machine or Class #1

(open to all sewing machines any model or brand). Put your best foot forward and learn all the tricks. This class is packed full of valuable information on how things really work on your new machine.

Some stitches may look familiar from your old machine, but we think you'll be pleasantly surprised at how they work. A must for maximum knowledge.

Class fee: \$ 45.00 or free if you purchased your machine at Sew-Ezy.

Class # 2 (open to all computerized models)- Let's play! You have all of those cool stitches, now let's use them. In this class, we pack in the fun. You'll learn how to use twin needle, wing needle, special presser feet and see samples of how stitches are used.

Class # 3 - (ONLY for machines that do embroidery , your machine must use a hoop).

So your machine does embroidery. Well, join us to hit the mark on placement. Lots of information is covered in this class, from the proper thread to the best stabilizer.

A must class for quality embroidery. Must bring all hoops plus embroidery thread.

Class fee for #2 & #3 \$75.00 each or Free if you purchased machine from Sew-Ezy.

Bring Basic Sewing
Supplies to Each Class

- ☐ Pins
- ☐ Scissors
- ☐ Basic Thread
- ☐ Ruler
- ☐ Seam Ripper
- ☐ Marking Tool

* There maybe homework

- ☐ Bringing your machine? Presser feet , power cord, foot control ☐

Embroidery Hoops
(if it applies)

- ☐ Embroidery Thread
(if it applies)



When attending our training classes

YOU MUST bring Your machine with all accessories, power cord, foot control along with basic supplies to all sewing machine training classes.

**New Web Site
Coming Soon!**

Embroidery Club: Look for the next

E-club to start in November.

We'll create a great project perfect for gift giving.

Dates to save

Nov. 4-18 Quick Christmas Gifts Series

November 19th Apron Thanksgiving

December 3 & 4 Holiday Open House

Stash Buster Classes

Got stash? Of course you do! The thing about stashes is most of the time you never have enough in your stash to create the entire project, yet there are certainly some things that would work. So we have created a new section

in our newsletter called STASH BUSTER. When you see this title you'll find classes created so you can use, blend and renew fabric to a new life. In Stash buster classes you'll receive a 20% discount the day of class on any fabric. Use this in your project or re-build your stash. So look for SB next to all classes that the discount applies



New Web Site Coming Soon!

Looking to purchase online?

Here is our
"Go Nuts Number".
1209



Just enter this number.
www.gonutsgocreative.com

Thank You

EQ 7

Learn how to design and audition fabrics. Pam will guide you thru the basics and beyond and will show you a multitude of possibilities for your future quilt projects. You do not have to own EQ7 software to participate in class.

Class fee: \$20.00



What's New for Embroidrey

For a limited time

ALL Dakota collectibles

in our rack

25% off



Sew What's New



The neatest basket ever!



Beautiful new collection from
Lakehouse



Perfect for
Halloween



Great new purse
with a zipper



Newest miter tool

Newest Cabinet and Chair



September 2010

Sun	Mon	Tue	Wed	Thu	Fri	Sat
			1	2	3	4 Block Swap 10-11 PM
5	6	7	8	9	10	11
12	13	14	15	16	17 Flick n Stitch 5:30-9 PM	18 Class 1 2-4 PM
19	20	21	22	23 Beginner Quilting 6:30-9:00 PM #1	24 Ready set serger 1-3 PM E-Club 6-9 PM	25 Class 3 10- 12 PM Knotty Basket 12:30-4:00
26	27 Beginner Sewing 6:30-8:30 PM #1	28 Class 1 1-3 PM	29	30 Beginner Quilting 6:30-9:00 PM #2		

Back to Basics

Back to Basics

People sew for different reasons. Some sew for style, some sew for fit, some sew for repairs. Each one of these are equally as important. So let me address each separately.

Style. Now that is exciting. Have you noticed? Vests are back. Personally I think that's wonderful. Vests are the perfect way to hide the old muffin top, great for creative embellishing and last of all they are not hard to make.

Fit. That can mean a lot, too long, too short or too tight. No matter which one, do you know how to correct this?

Repair. Sometimes your favorite pair of pants needs a little help, the zipper broke. Do you know how to fix this? Or maybe they are too long? Do you know how to shorten

Hemming YOUR clothes

Do you spend \$\$\$ to have someone hem your clothes because you just do not know how to do this for yourself?



Join us to learn the basic skills needed to get professional results for yourself. Learn to make a Blind hem, jeans hem and a mock cuff. You'll learn both machine as well as hand skills in this class.

Class fee: \$25.00 includes supplies.

Machine Art

Every day I hear people say I'll never use all of those stitches. And I say oh that's because you don't know what to do with them. In the past we have tried to address this in our newsletter but now I have made a commitment to address just that, using stitches. This series will be called Machine Arts or MA. The classes will take you to the next step after our machine training classes. Sometime we will create a project sometimes we will just learn a technique.

Hand Quilting by Sewing Machine

Looking to learn a new method of quilting by machine. Then you will not want to miss this class. In class we will create a pillow top while learning how to use this powerful stitch built in to the machine.

Class fee: \$15.00 listed as machine art.

All Janome
owners
welcome.

Class Policy

Page 5

All Classes have a fee or a deposit, even FREE Classes.

At the time of registration, FREE classes will require \$10.00 to hold your space.

When you arrive at class you will receive your \$10.00 back.

All class fees are due when you register for class, and are refunded if you must cancel, and notify us 72 hours before class, or if we have to cancel a class.

513-563-7474

Please do not bring children or guests to class.

Supplies--All classes require the basic supplies (see list). Some classes have a kit requirement or an additional supply list.

It is a requirement for any class using a pattern or book they are purchased at Sew-Ezy.



What's New from Janome Memory Craft 7700

The Horizon Memory Craft 7700QCP unites years of Janome innovation in the most advanced and comprehensive sewing and quilting machine ever. 11" x 4.7" of work space makes it the largest machine in its class, and features like AcuFeed and the Superior Plus Feed System ensure accurate operation.



Innovative needle plate markings give extra precision guidance and the Automatic Plate Converter allows push-button conversion to a Straight Stitch Needle Plate for quilt piecing and free motion work. The Horizon offers a range of advanced features to open up new possibilities for your creativity.

Stop by to see this fabulous new machine.

Sew-Ezy 11427 Lebanon Rd
513-563-7474

Knotty Basket

Join us to create one of these wonderful basket. You will be surprised at how easy they are to make, you'll want to make one for yourself and one for a gift.



Learn to work with strips, tubes and bias binding.

Class fee: \$25.00 *(SB)

Oval Rag Rug

Did you know that the art of rug making dates back to a craft bought to us by the Scandinavians?

Join Sara in this great class to learn how to create area rugs.

This art has been use to create purses and even coats. In this class you'll learn how to use your stash while making a beautiful rug. The rugs are easy to make, can be any size, and any color.



Class fee: \$35.00 includes needle *(SB)

There will be a lunch break.

Monogrammed Towel

No need to be confused about applying monograms, we can help!

Just in time for gift giving we have created a class to help you create monogrammed guest towels. Join us to learn the ins and outs about monograms.



Class fee: \$10.00 + towel

Kid's Afternoon Sewing


Our kid's had so much fun this summer in sewing camp they wanted them to keep coming. So we have designed a two part class after school to continue the fun.

It is important that the children attend both classes.



Class fee: \$25.00 + supplies
Halloween project

Learn To Appliqué



Learn about all the tricks...really, there are tricks. The best way to create fun appliques.


Your sewing machine can be a powerful tool to a world of creative art all with a basic stitch or two. You'll learn how to combine decorative stitches to add even more creativity to your work. .

Class fee: \$25.00 includes kit

Flick n' Stitch

Want to get out of the house? Spend time with a great group of people?

Watch a great movie, have dinner and be PRODUCTIVE all at the same time? Well, join us for our Flick n' Stitch! This class will be one Friday evening a month. You can sew on an unfinished project. A different movie will be played each month and pizza will be provided.



Class fee: \$15.00 includes dinner

Galway Girl Bag

What a neat bag! I can only say the picture does nothing to express how cute this purse is. When I saw this bag at market last year I liked it, but after making it, I love it. You will be amazed at how clever this bag really is. Don't miss this class...you will not stop at making one, you will want to make them for Christmas presents this year.



Class fee: \$20.00 + supplies

Beyond the Basics Quilting Workshop

Join in "Pat's School House Series". If you have taken a quilting class in the past or maybe just looking for more information then join Pat in this on going series of lessons to take you to the next level in quilting while you create a new project each month.



Oct. Curved piecing

Class fee: \$20.00 (each class) + supplies

Binding made easy

Of all the requests for classes that we get, this one is top on the list. Are you confused about how to put the binding on your finished project? Well you are not alone. There are so many ways to apply a binding that we have created a workshop to teach you applying binding by hand or machine. Is it cut on the bias or straight edge?

Can I use the backing?

Join us to create a workbook of samples.

Class fee: \$25.00 includes supplies

Learn to Quilt Table Runner

This class has been created to teach you the proper ways to cut, piece and put all the layers together while creating a table runner.



Warning: You'll have so much fun you'll want to create lots more!

Class fee: \$30.00 + supplies

2 part class

Did you know

Janome is the only sewing machine company that makes all of their sewing machines and sergersfact is they make machines for other companies.

So why not buy direct!

Ready, Set, Serge

Page 7



Learn to master your serger while making a project! Each month will feature a different project to make you more comfortable with your wonderful serger! All brands of sergers are welcome. Owners of brands not sold by Sew-Ezy must be comfortable with their sergers. Book required, small kit fee. Class fee: \$28.00

Sept-zippered bag with tassel pull

Oct-woven fabric for a checkbook cover

Nov-gift bag with wire edge bow

If the hat fits

If the hat fits -- the witch that is. This pattern is from the Buggy Barn Frightfully Crazy book. A wonderful fall quilt with a witch in 8 blocks that have dangly legs and large hats. Unite with other witch want-a-bees and sew up a wickedly wacky witch wall hanging. The fun starts here.



Class fee: \$35.00 (SB) or let us create a kit.

Holiday Star

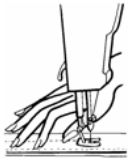
So many have admired my Shop Hop quilt for 2010 it seem perfect to share how to make this quilt with you. So look for two classes coming soon. The first class in Oct. and the second class will be January.



In October I'll show you how to layout the embroidery (listed as Cardinal Quilt), prepare you to complete it and in January we will create Holiday Star, the quilt. Since all brands and models are a little different this class will have a supply list tailored to your machine. Please let us know YOUR brand and model BEFORE class. We will contact you prior to class to let you know what to bring.

Class fee: \$15.00 must own cardinal quilt software

LEARNING TO SEW (OR TO IMPROVE)



Since 1960, Sew-Ezy has been teaching thousands of people how to sew.

The fact is, Sew-Ezy was named and formed from teaching sewing.

We have the best beginner sewing program in town. Not only will you learn how to sew, you will build knowledge that will help you in all types of sewing.

Class is held on Mondays

Beginner Sewing 101


Our 3 Week sewing course is designed to develop the proper skills right from the beginning. Don't take a beginner course for granted. It's worth its weight in gold. You'll have the mystery taken out of sewing in no time, all while making a skirt for women or pants for men. This class requires an "orientation". This class is excellent for those who want to re-enter sewing again as well.

Class fee: \$89.00

Intermediate Sewing

Need more sewing education? This is your next step or if you've been sewing and are not happy with the results you're getting. Or maybe you just do not understand what on earth that pattern is talking about. Then join our instructor for tips, help, and even a little fun.

Call for space. Class runs every 2 weeks.
Class will start in Oct. call for dates.
6:30 -9:00 pm.
Class fee: \$55.00



October 2010

Sun	Mon	Tue	Wed	Thu	Fri	Sat
					1 Machine Art 1-4PM 6-9 PM	2 Block Swap 10-11 am If the hat fits 12-4:30 PM
3	4 Beginner Sewing 6:30- 8:30 PM #2	5 Kids afternoon Stitch 4-5:30 PM	6	7 Back to basics (hemming) 1-3 PM Sweet shopping Thursdays	8 Cardinal Quilt layout 6-8 PM	9 Class 1 10-12 PM Learn Appliqué 1-3 PM
10	11 Beginner Sewing 6:30- 8:30 PM #3	12 Class 3 1-3 PM Kids afternoon Stitch class #2	13	14 Monogram towel 1-3 PM Sweet shopping Thursdays	15 E-Club 6-8 PM	16 Class 2 10-12 PM Beyond Basic's 12:30-4:30 PM
17	18 Beginner Sewing 6:30- 8:30 PM #1	19 Beginner Quilting 6:30-9:00 PM #1	20	21 EQ 7 6-8 PM Sweet shopping Thursdays	22 Ready Set Serge 1-3 PM	23 Galway Bag 11-4PM (1/2 hour for lunch)
24	25 Beginner Sewing 6:30- 8:30 PM #2 Third class 11/8	26 Beginner Quilting 6:30-9:00 PM #2	27	28 Binding made easy 6:30-8:30 PM Sweet shopping Thursdays	29 Flick n Stitch 5:30-9:00 PM	30 Oval Rag Rug 10-3PM (1 hour for lunch)
31	Sew-Ezy		11427 Lebanon Rd		513-563-7474	

National Sewing Month

Page 9

Did you know it is National Sewing Machine Day Sept. 10

(birthday 1846). I believe all of you feel the same as I do...I'm so happy. I can't

imagine not owning a sewing machine, Think about that. My sewing machine is my best friend...all of them. I'm no different than all of you, I keep most of my old machines. I look at this as if we have really bonded, true friends and I can't bear the thought of discarding them. Do I use them, well not really but I know they are there.

Now let's ask ourselves why we get new machines? I know the answer, ask me! Technology, it is no different in the sewing machine world as it is in anything. Really! Think about your first microwave oven, your car from 20 years ago. Remember knobs, the things you had to turn to set the cooking time or to put down the windows. Well I am glad I have grown up to appreciate where I have been and to enjoy where I am. Frankly I love touching a button on my machine and presto I have the perfect stitch. The stitch is designed to it perfection and I am ready to SEW. I did not waste any time thinking about what direction to turn that knob, what disc I have to insert, and last what width and length is best. I love today's sewing machines so much that rarely is there a day my machines and I do not spend time creating. Often the best time of my day is time I spend sewing. How about you?

If you haven't looked at new machines lately I would like to encourage you to take a look this month. Chances are you're working harder than you need to. You'll discover more creativity and enjoy the time you spend sewing more.

Look for special promotions the entire month of Sept. on new sewing machines at Sew-Ezy!

Take a look at some of the things we have planned, they will be coming soon...

Mystery Quilt- for each class you'll be given a few color ways. Then in class you'll get the clues needed to create a lap size quilt. Starting in Nov.

Block of the month appliqué quilt- for this class, each month you will receive a kit made up with all of the pieces needed to create a block a month. Great project to bring to Flick n' Stitch. Starting Jan.

Block Swap- we have had more fun with this class ever. It's really not a class it is more like a meeting which you do not have to attend, yet that's where the fun comes in. Over 6 months you will collect enough blocks to create a quilt, all with a master theme. Starting Jan.

Embroidery Club-new project starting Jan.

New Web Site

Coming Soon!

Did you know we offer classes for Girl Scouts?



Call Bertha for details!
513-563-7474

Early Bird Class sign up
Bring this coupon and you'll save \$10.00
on any two classes.
Offer ends
Sept. 20, 2010
Classes must be pre-paid in full.