


Quilter's Cupboard



Class Schedule

Oct.—Dec. 2014

706 SW 3rd St. Ankeny, Iowa 50023

515-963-8758

Mon.—Sat. 10-5:30 • Thurs. 10-7 • Sun. Noon-4

www.quilterscupboardiowa.com

***SKILL BUILDERS SERIES**

***PURSE MAKING MADE EASY**—If purses scare you or you'd just like to improve your skills, this is the perfect class. You will learn about interfacing and how to apply them, pockets, handles and even how to put in a zipper. When you're done, you'll have all the tools you need to be a "bag lady" and have a finished purse to show off your new skills. *Sewing machine required.*

Teacher—JoyceAnn Pardock

Mon. Nov. 3, 10 & 17 6-8pm —\$45

***INSIDES MATTER (batting and interfacing abc's)** — Want to know the differences between batting types and what you should use in your quilt? Confused by purse patterns and the fusible interfacing they ask for? This class will clear up all the questions so you can make the right choices for your projects. We will put together a sample book in class for future reference.

Teacher—Cindy Peters

Wed. Oct. 8 6-8pm - \$20

***FLYING GEESE MADE EASY**—This simple way to make flying geese is perfect for making lots of them quickly and accurately with no triangle cutting. The result will be this beautiful baby quilt and a new appreciation for the flying geese block. *Sewing machine required.*



Teacher—Jennifer Peil

Mon. Oct. 13, 20 6-8pm \$30

***ROTARY CUTTING ABC'S**—The secret to a beautiful quilt starts with the cutting. Learn about the rotary cutter and rulers that will make everything easier! Bring a project to cut and learn to deci-

pher cutting instructions.

Teacher—Cindy Peters

Mon. Dec. 29 6-8pm \$20

PATCHWORK PUMPKINS—These clever pumpkins are made with mini charms or charm squares and are just fun to sew. Make several for Fall decorating or give to a special friend. Great beginner project. *Sewing machine required.*



Teacher—Cindy Peters

Tues. Oct. 7 5:30-8pm \$20

WEDGE CHRISTMAS TREESKIRT—This easy, but complicated looking tree skirt is really fun to make! I used 6 fabrics and a 9° wedge ruler. You will also learn how to layer and quilt your tree skirt using the 505 basting spray. *Sewing machine required.*



Teacher—Cindy Peters

Tues. Oct. 14, 21 & 28 6-8 pm \$45

TEN MINUTE TABLERUNNER TOTE—Our fun variation on a classic pattern is the perfect purse! Easy to make, great beginner project and fabulous gift idea. *Sewing machine required.*

Teacher—Cindy Peters


Wed. Oct. 15 & 22 6-8pm \$30

T-SHIRT QUILT—Join the t-shirt quilt craze in this three week class. All aspects of the process will be covered, design, cutting, and more! *Sewing machine required.*

Teacher—Cindy Peters

Wed. Oct. 29, Nov. 5 & 12 6-8pm \$45

BEGINNING QUILTING - If you've ever had the desire to learn to make a quilt but didn't know where to start, this is the class for you! Learn everything you need to know to "get you on your way" to successful quilt making in this four-week class. Start with fabric selection, rotary cutting, strip piecing and finish with layering and binding - plus tips and tricks to use on future projects. This class specializes in hands-on instruction and individual attention. *Sewing machine required.*



Teacher—Cindy Peters
Tues. Nov. 4, 11, 18 & 25 6-8pm—\$60

CHRISTMAS TREE TWISTER – Learn how to use the Lil' Twister tool while making this darling little wall-hanging. Not difficult but you must enjoy working with smaller pieces. *Sewing machine required.*



Teacher—Cindy Peters
Wed. Nov. 12 & 19 6-8pm \$30

PET SCREEN TOTE—This simple and addicting tote uses the vinyl mesh and fun fabrics. Add webbing or fabric handles and learn how to modify the size and embellish with embroidery or appliqué. *Sewing machine required.*



Teacher—Cindy Peters
Sun. Nov. 16 11am-1pm—\$20

FUN WITH SCRAPS—Using the Scrap Crazy ruler from Creative Grids, Cindy will show you how to make cool blocks from your scraps (or precuts). Pick from lots of setting ideas. You've probably seen us demo it in the store—it is a ruler with endless possibilities! *Sewing machine required.*

Teacher—Cindy Peters
Mon. Dec. 1 & 8 6-8pm—\$30

PAPER PIECING FOR BEGINNERS—Learn how easy paper piecing can be while making this holiday packages. *Sewing machine required.*



Teacher—Cindy Peters
Tues. Dec. 2 5:30-8 pm—\$25

SEWING WITH MINKY—Learn all the tricks to sewing with Minky while making a cute 29" x 29" baby quilt from one of our pre-cut kits. *Sewing machine required.*

Teacher—Cindy Peters
Tues. Dec. 9 5:30-8 pm \$25

STRIPPY POCKET PURSE—Designed as our pattern for this year's bus trip, this bag is meant to be shared with everyone! Classy bag and a great way to use up leftover jelly roll strips. *Sewing machine required.*

Teacher—Cindy Peters
Wed. Dec. 10 & 17 6:00-8 pm—\$30

WINDOW WITH A VIEW

TABLERUNNER— This charm square friendly tablerunner teaches you how to work with a template and to sew curved pieces. *Sewing machine required.*

Teacher—Joyce Pardock
Mon. Dec. 15 & 22 6-8 pm \$30



LEARN TO HAND EMBROIDER—Learn basic embroidery stitches, how to transfer designs, what floss to use and more. Hand embroidery is a great, portable project and lots of fun!

Teacher—Cindy Peters
Thurs. Dec. 18 5:30-7:30 pm \$20

About Our Classes

To sign up for a class, please pre-register to reserve your space. Classes have a minimum of 4 students and refunds are available up to one week before the first class session. In fairness to the teachers and other students who have purchased their supplies, we are unable to make refunds after that time.

Supplies are needed for all classes and a supply list will be furnished when you register. The class fee covers instruction only, but there is a 10% discount on all supplies needed for the class. Materials for classes at Quilter's Cupboard must be purchased at Quilter's Cupboard so that we can remain in business to keep offering you more great classes!

Due to student and teacher allergies, please refrain from wearing perfumes and scented lotions to class.

MONTHLY CLUBS

GROOVY GIRLS

Our most popular club starts another 6 month session starting in November. It's just a fun way to spend an hour and learn a little something new. Cindy will show you new techniques, fabrics, patterns and tools.

Who knows, you might even receive a free pattern for our featured project. Club lasts about 1 hour and meets 1st Friday of the month at 10:30am. Cost is \$25 for 6 months or \$5 per month, if space allows.

Reserve your spot today!

MACHINE EMBROIDERY CLUB

New 4 month session of starts Thurs. Nov. 6th

Hands-on learning using our machines. Learn to feel more confident with hooping, editing designs and more. Club lasts about 1 hour and meets 1st Thursday of the month at 10:30am & 6pm. \$60/ \$45 if you purchased your machine from Quilter's Cupboard

STITCHERY CLUB

Hand embroidery is really popular again and our club is the perfect place to get back into it. We love to show you how to embroider and beginners are always welcome!! Bring a project you've gotten from us, or we'll help you pick out something new. Each month Carmen (our wonderful club leader) will share new projects and techniques. The meeting will be the 2nd Thursday of the month at 5:30 pm and last 1 1/2 hours for extra stitching time! No charge, just call to reserve your spot.

CHARITY SEWING

We need your help! Join us for our charity sewing projects and help those in need. We meet the 3rd Thurs. of the month at 10:30am & 6pm.

OCT. CHARITY PROJECT—PILLOWCASES

Purchase fabric or a kit from us (or bring something from home) and we'll show you how to make a hot dog roll pillowcase. Machines provided or bring your own!

NOV. CHARITY PROJECT—PROJECT LINUS

Help us make children's quilts to donate to Project Linus. If you have fabric to donate or finished quilts, that would be great! Machines provided or bring your own.

**ASK ABOUT OUR AQS
SALE PRICES ON ALL
SEWING MACHINES
AND SERGERS**

baby lock

Authorized Dealer

Destiny

**Where all your sewing
dreams come true**



**Ovation
Serge**

**Prepare to be
Impressed!**



**CHECK OUT OUR WEBSITE -
www.quilterscupboardiowa.com
for class calendar and pictures**

Quilter's Cupboard Outlet

Come by the store for discounted fabric, patterns, books and much more!

**Get a Coupon!
Visit Booth 819**

No-Interest
Financing
Available




Central Iowa's
ONLY Elite
Baby Lock
Dealer

FOR THE LOVE OF SEWING

Expert training with every Baby Lock sold

BEST MACHINE PRICES OF THE YEAR!

Visit us in Baby Lock Booths 815 | 817 | 914 | 916



Quilter's Cupboard

706 SW 3rd Street
Ankeny, IA 50021

515-963-8758

AQS SHOW Des Moines OCT. 1-4 is almost here!

Extended Store Hours During the Show!

Wednesday – Friday 9am-9:30

Saturday - 9am-6pm

Sunday - 9am-4pm