

Glad Creations News & Notes

SPRING 2013

Nancy and Susan honored as MQ 2013 Quilters of the Year!

We are excited to share some wonderful news! Nancy and Susan have been named the 2013 Quilters of the Year by the Minnesota Quilters Organization. This is really a special honor—sort of like getting an academy award within the Minnesota quilting community. Quilters of the Year are chosen by a vote of members, which makes this award really special. Minnesota Quilters is a non-profit statewide organization made up of quilters and quilt lovers. It's mission is to honor the past, celebrate the present and nurture the future of quilting. Nancy and Susan will be honored at the Minnesota Quilt Show in Duluth in June with a special display of Glad Creations quilts, and they will be looking forward to chatting with show-goers.

Susan says, "We have been blessed to have been in a business that has been something we have loved, a business where we could be creative and enjoy the creativity of others. We have been blessed to be part of a community of creative, caring friends. We have been blessed to be able to work with family and with great staff. We have been blessed to be able to share our knowledge and learn from others. Who could wish for more?"

Now just a little history!

Nancy and Gladys opened Glad Creations in 1976. That was the bicentennial year, when quilting had a resurgence of interest. Glad, Nancy and Susan's mother, had a thriving purse-making business in her home. Nancy was right out of college with a degree in Economics and a new love of quilting. They combined the two interests and opened the shop in a former corner grocery store in South Minneapolis. We are still in that same location after 36 years! For the first couple of years, Nancy ran the shop and Glad continued working from home, making her purses, which we sold in the shop. When Glad sold her purse business, she began working in the shop alongside Nancy. Susan joined them in 1980.

Nancy and Susan have been designing our line of Glad Creations patterns for the last 17 years, since 1995. We now have 80 different patterns that are sold in shops all over the country. As many of you know, our line of patterns have some common elements. They are bed size or lap size scrap style quilts using many different prints. They have a lot of piecing and many different units, which makes them unique. We pride ourselves on having such complete instructions that even a quilting



novice can be successful. If you would like to see our complete line of patterns, visit www.gladcreationsquilts.com.

Nancy and Susan have seen many changes in the quilting industry throughout their 36 years in business—changes that have really made the industry grow. They have loved to embrace new ideas, while also respecting and teaching traditional quilting methods.

Thank you to the members of Minnesota Quilters for this honor. We are looking forward to the Quilt Show in June. You can find out more information about the Minnesota Quilters 35th Annual Quilt Show & Conference on their website. It's always a magnificent show.—hope to see you there!

Join us for the Minnesota Quilters show in Duluth

June 13-15, 2013

Visit us in our booth—and in our Quilter of the Year special exhibit. There will be loads of quilts and fun exhibits to see—plus some great shopping in the vendor mall.

16th Annual Quilt Shop Til You Drop 2013

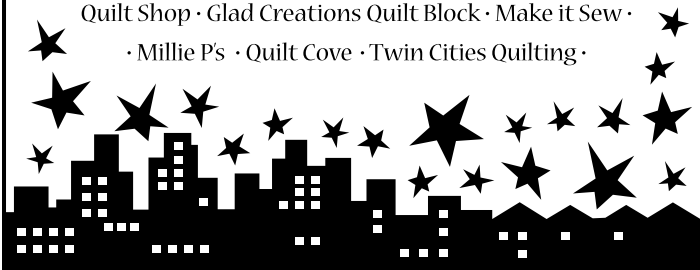
Twin Cities Quilt Shop Tour
"Schoolhouse Hop"

May 2-4, 2013
Thurs. & Fri. 9am-9pm
Sat. 9am-5pm

Visit all 8 shops to qualify for some great prizes—
There will be fun demos at each shop!

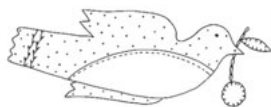
"Like" us on Facebook at Twin Cities Shop Hop!

· Bear Patch Quilting Co. · Blue Bamboo · Calla Lily
Quilt Shop · Glad Creations Quilt Block · Make it Sew ·
· Millie P's · Quilt Cove · Twin Cities Quilting ·



Free Shop Hop Demos

This year we'll be demonstrating the Creative Grid Log Cabin
Trim Tool at Glad Creations during the hop! Be sure to join us.




Join our E-mail update list!

Sign up for our bi-weekly email newsletter and be the first
to know about new fabric and products! Join our Email Update
list by visiting our website at www.gladcreationsquilts.com and
clicking on the **Mailing List Signup** link. Submit your information
using the registration form.



Block-of-the-Month • Seasons in a Row •

Sign up to make this fun row
quilt as a Block of the Month
program. Start off with
snowmen for January, hearts
for February, kites for March...
and on through the year.
Stop in or give us a call for
details and sign-up information.
The finished quilt is 76" x 94".
Fabric selections are
primarily batiks.



Mark Your Calendars!

Minnesota Quilter's Show
Duluth, MN
June 13-15, 2013

Glad Creations Summer Sale
July 11-13, 2013

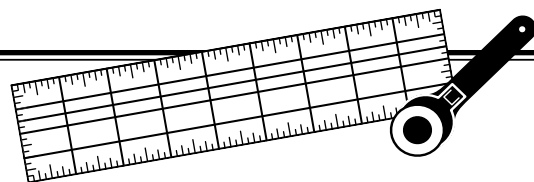
Closed for Inventory
July 31, 2013

Quilt Minnesota
State-wide Shop Hop
August 2-18, 2013

Watch for details! A brochure with information on
participating shops will be available soon. We have a fun bus
trip planned for our Metro section. Stop in for details.

Like us on Facebook at
"Glad Creations Quilts" for lots
of fun photos & news!

MACHINE TECHNIQUES



We have a wide selection of machine piecing classes to choose from. Some projects have several size options so be sure to come into the shop prior to your class for help with quilt sizes, yardage requirements, and to see the samples. We will be glad to help you select your fabrics.

Beginners class—no previous quilting experience required.

Intermediate class—“Beginning Rotary Star Sampler” or equivalent beginning machine piecing class is a prerequisite.*

Advanced class—A little bit more difficult. Requires previous machine piecing and rotary cutting experience.*

**Please note that in intermediate and advanced classes we assume you have some basic quilt assembly skills—they don't cover basics like adding borders, layering your quilt or quilting.*


*Supplies & Equipment List for Machine Classes

- Rotary rule or equivalent (24" long)
- Rotary cutter
- Triangle or 2nd ruler for squaring up (optional)
- Sewing machine (cleaned, oiled and ready to use)
- Basic sewing supplies including a seam ripper
- Lunch for all day classes
- Fabric—prewashed and pressed.

Note: We have a “classroom” set of cutting mats so you don't need to carry yours to class with you.

BEGINNING ROTARY STAR SAMPLER • Annemarie Yohnk

This class will teach the fundamentals of rotary cutting and piecing by machine. Several techniques will be covered in the classes, including mastering the 1/4" seam allowance, connector triangles, strip piecing, borders, basting and binding. Machine quilting will be demonstrated in the final class. Stop into the shop before the first session to see the sample and for help selecting the fabric for your quilt. Also, see *Supplies and Equipment list.




4 sessions • fee: \$42.00

Tuesday • April 30, May 7, 21, June 4 • 6:00–8:30

CELTIC GARDEN • Cheri Merritt & Nathan Carter

Glad Creations is proud to present another Sew-N-Sew quilt design by Cheri and Nathan. This is the second design in a series that is offered with each class schedule. Each design includes size and layout options for a planned selections of fabrics. You will learn valuable tips and tools that make it easy to achieve piecing perfection. Celtic Garden lends itself well to a two-color




scheme or perhaps that special collection of fabrics you've been wanting to use. This quilt is fun to make and quick to sew whichever size you choose to make. Stop in to see the finished sample and pick up your supply list and cutting instructions. Come Sew-N-Sew with Cheri and Nathan!

1 session • fee: \$30.00

Saturday • June 8 • 10:00-4:00

LONE STAR • Cheri Merritt

The Lone Star has made a comeback at Glad's. It is Cheri's absolutely favorite design. Share her excitement and learn the basics of constructing a small Lone Star that will make a great wall hanging or table topper. You will learn Cheri's secrets for perfectly matching points and a star that lays flat. This versatile pattern may become your favorite too! Stop in to pick up your supply list before the class. Also, see the *Supplies and Equipment list.



2 sessions • fee: \$30.00

Saturdays • April 6, 13 • 10:00-1:00

 **BALI WEDDING STAR** • Julie Arrowood

Join Julie Arrowood, Certified Judy Niemeyer instructor to learn paper piecing techniques and Judy's own shortcuts to make this project painless! The Bali Wedding Star is a newly designed and updated version of Quiltworx very first pattern. By using strip piecing to complete the



foundation piecing on the arcs, redesigned stars with floating points—this quilt becomes quick and easy while being a show-stopper. The techniques you learn will enable you to tackle any of the patterns from Quiltworx with confidence. Students may work on the Bali Bedrunner or the Wedding Star patterns. Stop by the shop to pick up your supply list and purchase the pattern of your choice before the first session.

3 sessions • fee: \$75.00 (plus purchase of pattern)

Saturdays • June 22, July 20, Aug. 17 • 10:00-3:00

 **BASIC DOMESTIC MACHINE QUILTING** • Janet Moser

How do I start machine quilting? What does stitch in the ditch mean? What is stippling? What is a walking foot? What is a darning foot? Is it ok to change my tension setting? Learn the answers to these and other questions in this beginner machine quilting class. Come in to the shop prior to class to pick up your supply list. You'll be piecing a small sample prior to class to use as a machine quilting practice piece. Prerequisite: Basic machine piecing class or machine piecing experience.

1 session • fee: \$25.00

Saturday • May 11 • 10:00-3:00

UFO DAY • Susan Dyer

Need help getting re-started on your projects, adding a border to your quilt or other finishing tasks? Come to the UFO day for help, motivation and uninterrupted sewing time. Susan will spend the morning helping you get started and will be on call during the afternoon if you need further assistance. Bring your projects, the pattern or book you're using and whatever sewing supplies you'll need to spend the day working on your project. Bring your lunch or head over to one of the neighborhood establishments.

1 session • fee: \$15.00


Saturday • May 25 • 10:00-4:00

BASIC BINDING • Janet Moser

How do I turn that corner? How do I join the ends of my binding? How do you cut bias binding? Why do I need bias binding? How do I sew the binding to the back of my quilt; can I use my machine? Learn the answers to these and other questions in this basic binding class. You'll prepare some simple machine quilted fabric before you come to class to use for your binding samples.

2 sessions • fee: \$25.00

Mondays • April 22, 29 • 6:00-8:30



COLOR BASICS • Cheri Merritt

Clear up your color confusion! Learn the language of color—hue, value, intensity, temperature—and put it to work for you. We will play with our shop stash of fabric and quilts to build your color confidence. You will receive recipes in class for cooking up great ideas to use and enhance the ingredients from your own stash. By the end of class, you will better understand your unique color and design preferences and be able to describe them in the language of color. Bring "The Color Tool" by Joen Wolfrom and a glue stick.

2 sessions • fee: \$25.00

Monday • May 6, 13 • 6:30-8:30

MAINTAINING YOUR SINGER FEATHERWEIGHT • Carole Wilder

Learn how to do your own regular maintenance on your Singer Featherweight to keep it in top running condition. Carole will teach you how to do a thorough cleaning and oiling of your machine. She will also cover adjusting the tension. This is a hands-on class. Bring your machine, a tube of Singer lubricant, machine oil, q-tips, a couple rags, thread, bobbins, screwdriver, a flashlight and some scraps of fabric.

1 session • fee: \$30.00

Saturday • April 27 • 1:00-4:00



CLASS REGISTRATION

Please enclose full payment for each class you are registering for. Phone reservations will be held for 4 days so you can mail or drop off your payment. After that time your reservation cannot be held. We will gladly take your credit card payment by phone. Fees cannot be refunded or transferred later than one week prior to the first class session unless the class is canceled. If you cannot attend a class you have registered for, please give us 7 days notice and we will be happy to give you a full refund. We reserve the right to cancel classes if minimum enrollment is not met. As a courtesy to teachers and other class members, please do not bring children to class and turn off cell phones—we want everyone to have a pleasant time!

Mail registrations to: Glad Creations, Inc.
3400 Bloomington Ave. S.
Minneapolis, MN 55407

Hours: Monday (9:30-5:00), Tuesday (9:30-8:30),
Wednesday-Saturday (9:30-5:00). Open
Mondays until 8:30 when we have classes.
Call for Monday evening hours.

Phone: (612) 724-1079.

NOTES ON CLASS SUPPLIES:

You will have the best class experience if you arrive in class on time with all required supplies. Please check equipment lists in this brochure and also call or come into the shop to check on yardage requirements for the class you have registered for. Allow enough time after you purchase your fabric for prewashing. *Basic sewing kit for ALL CLASSES should include: scissors, needles, thread, ruler, pins, pencil and thimble.* For classes requiring a sewing machine, please bring your own machine if at all possible. If you do not have a machine you can bring, we have two machines available for your use. They can be reserved at the time you register for class.

*Class registration will begin
Thursday, March 21, 2013!*

Spring 2013 Registration Form

NAME: _____

ADDRESS: _____

CITY: _____ STATE: _____ ZIPCODE: _____

PHONE: DAYS _____ EVENINGS: _____

Please register me for the following classes:

CLASS: _____ DATE: _____ TIME: _____ FEE: _____

CLASS: _____ DATE: _____ TIME: _____ FEE: _____

CLASS: _____ DATE: _____ TIME: _____ FEE: _____

TOTAL FEE ENCLOSED: _____

Please read class registration information above. Class fees cannot be refunded or transferred later than one week prior to the first class session. CLASS REGISTRATION WILL BEGIN THURSDAY, MARCH 21.

PRSR1 STD
U.S. POSTAGE
PAID
TWIN CITIES, MN
PERMIT No 1194

Glad Creations, Inc.
Quilt Block
3400 Bloomington Ave. So.
Minneapolis, MN 55407

See inside:

◆ Class registration
starts March 21.

◆ Twin Cities Shop Hop
May 2-4, 2013.


◆ Minnesota Quilter's Show
June 13-15, 2013.

Visit our website:
www.gladcreationsquilts.com



Glad Creations, Inc. Quilt Block

Spring 2013 Schedule of Classes



Hours:

Monday • 9:30-5:00

Tuesday • 9:30-8:30

Wednesday-Saturday • 9:30-5:00

plus Monday evenings until 8:30 when we have classes—
call for Monday evening hours.

3400 Bloomington Avenue South
Minneapolis, MN 55407
(612) 724-1079

Class registration
begins March 21

