



Talk Of The Towne

Thimble Towne

Volume 2, Issue 1

Spring 2014

Spring has sprung! Almost...

I can't believe that Winter is already more than half way over and Spring will be here before we know it! We are already two weeks into January and things are starting to heat up with our latest class offerings, workshops, and special events heading your way!

I am happy to announce that our good friend, Patsy Carpenter, will be a Judy Niemeyer certified instructor here shortly and has already been approved to teach her classes for us! Be sure to sign up fast for any, or all, of her four classes! Prairie Star, Desert Sky, Stepping Stones or Mini Stars Table Runner, because they are sure to fill up quickly!

We are excited to have a great selection of talented Baby lock educators in the shop teaching us the "ins & outs" of our machines in our new "Get To Know" education series of classes! As always, if you purchased your Baby lock machine from Thimble Towne, your trainings will always be FREE!

All the way from Alaska, I am thrilled to have back our good friend, and National talent, Colleen Granger, giving us a real treat with her murder mystery quilt class! Everyone who was able to attend her last mystery class was in for a real surprise and are still talking about it to this day! Don't miss out on this one!

We will also have Martha Pullen certified instructor, Marla Dike, in house



sharing her talents with a NEW jacket class, another great serger t-shirt class, and show us how to make a beautiful tote, completely with the serger!

As always, we strive to bring you the BEST in talented educators from around the Nation, and here in the valley, and this Springs class offerings will not disappoint. We've brought back your favorites, and even brought in a few new teachers for you to enjoy! I do hope you will let yourselves be a little adventurous and give some of our new technique classes a try. You never know what will speak to you and what you will excel at!

See ya around "Towne"

- Jeremy &
The Amazing Thimble Towne Crew

Be sure to visit us at these upcoming quilt shows!

February:

Cotton Patch Quilters Guild Show
Bakersfield, CA
2/8 & 2/9

March:

San Joaquin Quilters Guild Show
Fresno, CA
3/29 & 3/30

April:

Best Of The Valley Quilt Show
Lindsay, CA
4/4, 4/5 & 4/6

CALLING ALL QUILTERS!

Only one month to go before the entries deadline for the:

19th Annual Best Of The Valley Quilt Show!

The entries must be postmarked by the February 14th deadline.

Be sure to visit the show website for more entry information at:
www.BOTVQuilts.com

OR

pick up your entry at the shop!



Thimble Towne
400 West Caldwell Ave. Ste. F
Visalia, CA 93277
(559) 627-5778
www.ThimbleTowne.com
www.facebook.com/ThimbleTowne



2014 Spring Classes

Finish it with Charlotte

Not sure what your next steps should be on putting together your quilt top? Have questions about which fabrics or colors work best together? Don't worry! Bring those unfinished quilts and let Charlotte guide you on how to finishing them. Charlotte can help answer any questions and address any problems you are facing. You can breathe again, help is on the way!

Dates: Fri. 1/17 or Thurs. 3/13 or Fri. 4/25

Time: 10 am to 3 pm

Teacher: Charlotte Rogers

Class Fee: \$15.00 plus supplies



Warm & Fuzzy Flannel Jacket

It's still cold out so make sure you bundle up but make sure you do it in style in your very own warm and fuzzy flannel jacket! This jacket feels so good you will want to wear it everywhere! Make one that is uniquely you in this easy to make two part class. Our sample is made from beautiful flannel fabrics, which are perfect for winter, however you can make it with from regular cottons or batiks for a year round jacket.

Dates: Thurs. 1/23 & 1/30

Time: 10 am to 4 pm

Instructor: Lee Musheany

Fee: \$45.00 plus supplies

Get to Know: Babylock Serger

Join us for a fun-filled day learning serger techniques. This class is designed to teach some of the amazing things you can do with a serger. Did you know you can put a zipper in using a serger? If you have wanted to learn how to use a serger but don't have one, borrow one of ours. Come see why Baby lock makes the best selling serger in the world.

Dates: Fri. 1/24 or Sat. 1/25 or Tues. 3/11

Time: 10 am to 3 pm

Instructor: Baby Lock Educator

Fee: FREE (if serger purchased from Thimble Towne, \$40.00 if purchased elsewhere) \$20.00 kit fee

Beginning Quilting 101

This class is designed to teach you quilting from square one. Learn to properly cut fabric using rotary cutters, master the 1/4" seam and piece together your first quilt top. This class will teach you the basics necessary to move forward on your quilting adventure.

Dates: Mon. 1/27, 2/3 & 2/10

Time: 10 am to 1 pm

Instructor: Barbara Phillips

Fee: \$40.00 plus supplies





2014 Spring Classes

Serger Tote Bag

Let Marla guide you through some fun serger techniques to make this fantastic bag. All of the piecing, pockets, prairie points, and decorative parts of this project are done completely on the serger! The only time you will use a sewing machine is for the final top stitch!

Dates: Fri. 1/31

Time: 10 am to 4 pm.

Instructor: Marla Dike

Fee: \$35.00 plus supplies



Jacobean Journey Embroidery Quilt

Learn all about the 2014 Hoopsisters Block of the Month program - Jacobean Journey. With this latest Hoopsisters quilt you can make perfectly quilted, pieced, and decoratively stitched quilt blocks all in the hoop of your embroidery machine! If you loved their Feathered Star quilt, you will be sure to love Jacobean Journey!

****Do not bring your machine with you to the February class. This class is a prep class and we will not begin embroidery until the March class.**

Dates: Saturdays: 2/1, 3/1, 4/5, 5/10, 6/7, 7/12 -OR-

Tuesdays: 2/4, 3/4, 4/8, 5/6, 6/3, 7/1

Time: 10 am to 1 pm

Instructor: Jeremy Swaim

Fee: TBD

Mini Stars Table Runner

Back by popular demand! This one day class is designed to teach you paper piecing basics. Paper piecing has made a huge comeback in the quilting world and Thimble Towne has some amazing paper piecing classes in 2014 and beyond. This is a great way to get your feet wet while creating a fun table runner.

Dates: Thurs. 2/6

Time: 10 am to 4 pm

Instructor: Patsy Carpenter

Fee: \$35.00 plus supplies





2014 Spring Classes



Embroidered Zipper Bags

These fun blackboard bags showcase creative hand-drawn designs that feature sewing sayings! These beautifully decorated bags are embroidered in your hoop; that means no additional sewing!

Date: Monday 3/10

Time: 10 am to 1 pm

Instructor: Jeremy Swaim

Fee: FREE with purchase of design CD

Prairie Star

Join us for a 4 month Prairie Star adventure! In the end you will have created this beautiful quilt full of technique. Each month Patsy will guide you through construction while teaching you paper piecing, curved piecing and floating points. Your family and friends will be in awe of your final quilt!

****2/7: Prep class. Do not bring your machines to this class.****

Dates: Thursday's: 2/13, 3/6, 4/10 & 5/8 **-OR-**

Saturday's: 2/22, 3/22, 4/26 & 5/24

Time: 10 am to 4 pm

Instructor: Patsy Carpenter

Fee: \$125.00 plus supplies



Spirals – Table Runner & Placemats


We are always looking for a fun new table runner and placemat pattern. Barbara has found it in our new Spirals class. This great pattern can be made in so many fabrics and for every holiday you can imagine! Give your decorations a fun spin on traditional table settings!

Dates: Monday 2/17

Time: 10 am to 3 pm

Instructor: Barbara Phillips

Fee: \$25.00 plus supplies



2014 Spring Classes

Labyrinth Quilt

Just squares, rectangles and half-square triangles combine for a show stopper! No tricky piecing involved for this fabulous quilt.

Dates: Tues. 2/18

Time: 10 am to 4 pm

Instructor: Jeremy Swaim

Fee: \$25.00 plus supplies



Here's My Heart Wall hanging – Hand or Machine Method

Learn the basics of applique in this great two day class. Ann will walk you through the ins and outs of applique and teach you the fundamentals to both hand and machine applique. Decide which you like and work on your project using that method.

Dates: Thurs. 2/20 & 2/27

Time: 10 am to 2 pm

Instructor: Ann Hinman

Fee: \$40.00 plus supplies

Free Motion Quilting: Feathers, Feathers, Feathers

Debbie is taking Free Motion Quilting to the next level with Feathers! Many of us are intimidated by feather quilting. This class will guide you through the anatomy of a feather, helping you to better understand how they are formed and quilted.

Dates: Wed. 2/12 & 2/19

Time: 6 pm to 9 pm

Instructor: Debbie Van Fossen

Fee: \$35.00 plus supplies

Giggles Quilt


Jaybird quilts has done it again with Giggles. We love her patterns and rulers. They make for fun and easy projects. This quilt is made from 10" squares and uses her new sidekick ruler. Kathy will teach you the technique in this class which can be used in many other patterns available using the sidekick ruler.

Dates: Fri. 2/21

Time: 10 am to 3 pm

Instructor: Kathy Hawkins

Fee: \$35.00 plus supplies





2014 Spring Classes

Power Cutting

Power Cutting is a fast and efficient approach to rotary cutting. Power cutting is a collection of cutting techniques that allows you to choose the one that is best for the task at hand.

Dates: Monday 2/24

Time: 10 am to 3 pm

Instructor: Charlotte Rogers

Fee: \$25.00 plus supplies

Free Motion Quilting: The Basics

This class will provide you with a good foundation of knowledge and teach you the basic skills of machine quilting. In this class Debbie will discuss how to setup your space, the types of batting, thread and needles to use, and how to properly baste your quilt. Debbie will show you how to mark your quilt for various designs and will work on building your confidence to obtain that perfect stitch and rhythm to successfully complete your quilts.

Dates: Thurs. 2/27 & 3/6

Time: 6 pm to 9 pm

Instructor: Debbie Van Fossen

Fee: \$35.00 plus supplies



Retro Raglan Jacket

Span the seasons with this slightly swing cut silhouette with interchangeable sleeve styles. May be crafted in two lengths, mid hip or just below the derriere. Hidden snap closures eliminate the need for buttonholes but as an alternative, apply traditional buttonhole and button closures too!

Dates: Friday 2/28

Time: 10 am to 4 pm

Instructor: Marla Dike

Fee: \$40.00 plus supplies

Mom And Me Aprons

Everything is more fun when you do it together! Whether you are baking cookies with your kids, or gardening with your grandkids, you'll enjoy wearing this great apron with big roomy pockets! This apron is so versatile that it makes for a great men's apron for that BBQ'ing professional in your life!


Dates: Monday 3/3

Times: 10 am to 2 pm

Instructor: Barbara Phillips

Fee: \$25.00





2014 Spring Classes

Trash to Treasure – Pineapple Quilt

Who said you can't make something from nothing? Find inspiration in turning your scraps and stash into a one of a kind Pineapple Quilt. Let Brenda show you a stress free way of making these gorgeous pineapple block without using paper piecing! You will bust through your fabric stash in no time with this quilt!

Dates: Wed. 3/5 & 3/19

Time: 10 am to 3 pm

Instructor: Brenda McCutcheon

Fee: \$35.00 plus supplies



Murder Mystery Quilt

Colleen Granger is back with another murder mystery quilt that is sure to delight! Find out who dunnit as she takes you down the "yellow brick road" on an exciting adventure! Be warned though, some "just cant cut it" but will you be brave enough to trek on to figure out the mystery?! Will you see "flying geese" through the "tall pines" as you meander through the forest to catch the culprit or sneak a glimpse of the stars in the "night sky" along the way!? Only she knows! Help her figure out this mystery!

Dates: Friday 3/7

Time: 10 am to 4 pm

Instructor: Colleen Granger

Fee: \$50.00 plus supplies. Lunch provided

Working in a Series Art Quilt 3 Day Workshop


Ever thought about quilting "outside of the box?" Are you beginning down your art quilting path or are you an accomplished art quilter? This workshop is for everyone! Join Charlotte as she teaches you how to let go and have fun in this exciting 3 day workshop. She will teach you how to work in a series to develop your own ideas and themes all from Elizabeth Barton's book Visual Guide To Working In A Series.

Dates: Fri-Sun 4/11, 4/12, 4/13

Time: 10 am to 4 pm

Instructor: Charlotte Rogers

Fee: \$100.00 plus supplies





2014 Spring Classes



Stepping Stones

Stepping Stones was designed to teach a simple concept using 2 ½" strips to create one very simple and appealing block design. This pattern was designed for all skill levels making this a fun and easy quilt for any beginner or advanced quilter. This can be made into a quilt, placemats or even a table runner.

Dates: Friday 3/14
Time: 10 am to 4 pm
Instructor: Patsy Carpenter
Fee: \$40.00 plus supplies

Color and Value

Create eye-pleasing color combinations with this indispensable tool for quilting. Make a fun wall hanging for your quilting room while learning the importance of color and value and how they relate in your projects.

Dates: Monday 3/17
Time: 10 am to 3 pm
Instructor: Charlotte Rogers
Fee: \$25.00 plus supplies



Happy Villages

Let your imagination run wild as you explore the freedom of raw-edge fabric collage. NO seams to sew, NO points to match. Fabrics are lightly glue basted then machine stitched with a layer of tulle. Step by step your village will magically come to life.

Dates: Tues. 3/18
Time: 10 am to 4 pm
Instructor: Candy Bolton
Fee: \$30.00 plus supplies



2014 Spring Classes

My Paris Travelers Bag

Learn to make this quick and simple travel bag. Ann will teach you a simple method adding a zipper, making a gusset and general bag construction. If you have been afraid of making bags before, by the end of this class you will be ready to conquer any bag that comes your way.

Dates: Thurs. 3/20 & 3/27

Time: 10 am to 3 pm

Instructor: Ann Hinman

Fee: \$35.00 plus supplies



Serger T-Shirt

Marla Dike is back to teach us how to make your very own serged t-shirt! Some of the class last time made nightgowns that they use and love still! Don't miss out on this wonderful opportunity to make your custom shirt using only your serger!

Dates: Fri. 3/21

Time: 10 am to 3 pm

Instructor: Marla Dike

Fee: \$35.00 plus supplies

Free Motion Quilting: Beyond the Basics


Free Motion Quilting: Beyond the Basics will take you to the next level of free motion quilting. This class will explore feathers, leaves, flowers and other designs for your quilts. Debbie will work with you to gain more confidence as you continue your free motion quilting adventure.

Dates: Sat. 3/29

Time: 10 am to 4 pm

Instructor: Debbie Van Fossen

Fee: \$35.00 plus supplies





2014 Spring Classes



Desert Sky

Create this beautiful wall hanging or turn it into a larger quilt using light and dark fabrics. You will learn basic paper piecing techniques plus Judy Niemeyer's technique for quick and easy curved piecing.

Dates: Thurs. 4/17 & 4/24

Time: 10 am to 4 pm

Instructor: Patsy Carpenter

Fee: \$60.00 plus supplies

Thimble Towne Quilt Club

We are seven years in the making with "strip club" that we decided it was time to change things up a little bit! With all the new great patterns and rulers that have hit the market we've branched out a bit. Our first quilt of the year is, Night Sky from Jay Bird Quilts, that uses a great selection of Kona Cotton solids. Class is FREE with purchase of pattern from Thimble Towne! Come every month, or whenever you can, to check out a great new quilt each month!

Dates/Times:

Tuesday — 1/28, 2/25, 3/25, 4/22; 10 am to 1 pm -OR- 6 pm to 9 pm

Saturday — 2/15, 3/15, 4/19; 1 pm to 4 pm



Friday Night Fun Sew

The FUN continues this Spring with Friday Night Fun Sew! Be sure to mark your calendars for more great nights of sewing, food, fun, and give-a-ways!

Dates:

1/31, 2/21, 3/21, 4/25

Times:

4 pm to 11 pm

Sewsational Sunday

The shop may be closed to the public but it's open to you. Invite your friendship group over, start planning your pot luck dish, and come on down for a fun day of sewing!

Dates:

2/23, 3/23, 4/27

Times:

9 am to 4 pm



2014 Spring Classes

BABY LOCK TRAINING SERIES

One of the key benefits of owning a Baby lock Sewing Machine, Embroidery Machine, Serger, or Quilting Machine is the ongoing training Thimble Towne offers. Beginning in 2014 we will be offering weekly classes to make sure you are getting the most from your Baby lock machine. Training is broken down into several components. We will be offering a 5 part training series that will focus on several of the features your machine(s) offer in order to make sure you get the most out of your Baby lock. As always, because you bought your machine with us here at Thimble Towne, all of your continuing educations will always be FREE!

Baby lock #1: Offered on 1/29 (10 am to 1 pm), 3/5 (6 pm to 9 pm), OR 4/9 (10 am to 1 pm).
Get to know your machine. This class is designed to cover the key features of all sewing and embroidery machines (excludes multi needle embroidery and sergers.) We will go over the “ins and outs” of your machine, including the basic maintenance and up keep needed in order to make sure your machine is running at its best.

Baby lock #2: Offered on 2/5 (10 am to 1 pm), 3/12 (6 pm to 9 pm), OR 4/16 (10 am to 1 pm).
Your machine comes with its own selection of feet; some you may already know how to use and others may be a little foreign. This class will cover the different presser feet available to you and how to use them taking away all the guess work.

Baby lock #3: Offered on 2/12 (10 am to 1 pm), 3/9 (6 pm to 9 pm), OR 4/23 (10 am to 1 pm).
This class will cover advanced sewing features of your new machine! With this knowledge you will be comfortable enough to use some of the many features on your machine to create some amazing projects!

Baby lock #4: Offered on 2/19 (10am to 1 pm), 3/26 (6 pm to 9 pm), OR 4/30 (10 am to 1 pm).
For those of you who have an embroidery machine classes #4 and #5 are for you! Class #4 is an introduction to embroidery. Here we will cover the basics of your embroidery machine, hoops, and the transferring of designs.

Baby lock # 5: Offered on 2/26 (10 am to 1 pm), OR 4/2 (6 pm to 9 pm)
This class will cover basic machine editing and advanced embroidery options. We will touch on embroidery placement, the key to successful embroidery.

As always, we are always happy to help with any questions you may have about your machine!



2014 Spring Class Calendar

January 2014

Sun	Mon	Tue	Wed	Thu	Fri	Sat
			1	2	3	4
5	6	7	8	9	10	11
12	13	14	15	16 <i>OPEN SEW</i>	17 <i>Finish It</i> 10-3	18
19	20	21 <i>OPEN SEW</i>	22 <i>OPEN SEW</i>	23 <i>Warm & Fuzzy</i> <i>Jacket</i> 10-4	24 <i>Get to Know-Serger</i> 10-3	25 <i>Get to know-Serger</i> 10-3
26	27 <i>Beg Quilting 101</i> 10-1	28 <i>TT Quilt Club</i> 10-1 OR 6-9	29 <i>Baby Lock Training</i> #1 10-1	30 <i>Warm & Fuzzy</i> <i>Jacket</i> 10-4	31 <i>Serger Tote 10-4</i> <i>Friday Fun Sew</i> 4:30-11	

February 2014

Sun	Mon	Tue	Wed	Thu	Fri	Sat
		1				1 <i>Jacobean Journey</i> 10-1 <i>Prep Class Only</i>
2	3 <i>Beg Quilting 101</i> 10-1	4 <i>Jacobean Journey</i> 10-1 <i>Prep Class Only</i>	5 <i>Baby Lock #2</i> 10-1	6 <i>Mini Stars TR</i> 10-4	7 <i>Prairie Star</i> <i>Prep Class</i> 10-3	8 <i>Bakersfield Quilt</i> <i>Show</i>
9 <i>Bakersfield Quilt</i> <i>Show</i>	10 <i>Beg Quilting 101</i> 10-1	11 <i>OPEN SEW</i>	12 <i>Baby Lock #3 10-1</i> <i>Free Motion Qlting</i> <i>Feathers 6-9</i>	13 <i>Prairie Star</i> 10-4	14 <i>OPEN SEW</i>	15 <i>TT Quilt Club</i> 1 - 4
16	17 <i>Spirals Tablerunner</i> <i>& Placemats 10-3</i>	18 <i>Labyrinth Quilt</i> 10-4	19 <i>Baby Lock #4</i> <i>(EMB) 10-1</i> <i>Free Motion Qlting</i> <i>Feathers 6-9</i>	20 <i>Applique</i> 10-2	21 <i>Giggles Quilt</i> 10-3 <i>Friday Fun Sew</i> 4-11	22 <i>Prairie Star</i> 10-4
23 <i>Sewsational Sunday</i> 9-4	24 <i>Power Cutting</i> 10-3	25 <i>TT Quilt Club</i> 10-1 OR 6-9	26 <i>Baby Lock # 5</i> <i>(EMB)</i> 10-1	27 <i>Applique 10-2</i> <i>Free Motion Qlting</i> <i>Basics 6-9</i>	28 <i>Retro Raglan Jacket</i> 10-4	



2014 Spring Class Calendar

March 2014

Sun	Mon	Tue	Wed	Thu	Fri	Sat
						1 <i>Jacobean Journey</i> 10-1
2	3 <i>Apron Class</i> 10-2	4 <i>Jacobean Journey</i> 10-1	5 <i>Pineapple 10-3</i> <i>Baby Lock # 1 6-9</i>	6 <i>Prairie Star 10-4</i> <i>Free Motion Qlgt</i> <i>Basics 6-9</i>	7 <i>Murder Mystery</i> <i>Quilt 10-4</i>	8
9	10 <i>Emb Zipper Bag</i> 10-1	11 <i>Get to Know-Serger</i> <i>Pt. 2 10-3</i>	12 <i>OPEN SEW</i> <i>Baby Lock #2 6-9</i>	13 <i>Finish It</i> 10-3	14 <i>Stepping Stones</i> 10-4	15 <i>TT Quilt Club</i> 1-4
16	17 <i>Color & Value</i> 10-3	18 <i>Happy Villages</i> 10-4	19 <i>Pineapple 10-3</i> <i>Baby Lock #3 6-9</i>	20 <i>My Paris Tote</i> 10-3	21 <i>Serger T-shirt 10-3</i> <i>Friday Fun Sew 4-11</i>	22 <i>Prairie Star</i> 10-4
23 <i>Sewsational Sunday</i> 9-4	24 <i>OPEN SEW</i>	25 <i>TT Quilt Club</i> 10-1 OR 6-9	26 <i>OPEN SEW</i> <i>Baby Lock #4</i> <i>(EMB) 6-9</i>	27 <i>My Paris Tote</i> 10-3	28 <i>OPEN SEW</i>	29 <i>Free Motion Qlgt</i> <i>Beyond Basic 10-4</i> <i>Fresno Quilt Show</i>
30 <i>Fresno Quilt Show</i>	31					

April 2014

Sun	Mon	Tue	Wed	Thu	Fri	Sat
		1 <i>OPEN SEW</i>	2 <i>Baby Lock #5</i> <i>(EMB) 6-9</i> <i>OPEN SEW</i>	3 <i>OPEN SEW</i>	4 <i>BOTV Quilt Show</i>	5 <i>BOTV Quilt Show</i> <i>Jacobean Journey</i> 10-1
6 <i>BOTV Quilt Show</i>	7 <i>OPEN SEW</i>	8 <i>Jacobean Journey</i> 10-1	9 <i>Baby Lock #1</i> 10-1	10 <i>Prairie Star</i> 10-4	11 <i>Working in a Series</i> <i>Art Quilt Workshop</i> 10-4	12 <i>Working in a Series</i> <i>Art Quilt Workshop</i> 10-4
13 <i>Working in a Series</i> <i>Art Quilt Workshop</i> 10-4	14 <i>OPEN SEW</i>	15 <i>OPEN SEW</i>	16 <i>Baby Lock #2</i> 10-1	17 <i>Desert Sky Quilt</i> 10-4	18 <i>OPEN SEW</i>	19 <i>TT Quilt Club</i> 1-4
20 <i>Easter Sunday</i>	21 <i>OPEN SEW</i>	22 <i>TT Quilt Club</i> 10-1 OR 6-9	23 <i>Baby Lock # 3</i> 10-1	24 <i>Desert Sky Quilt</i> 10-4	25 <i>Finish It 10-3</i> <i>Friday Fun Sew</i> 4-11	26 <i>Prairie Star</i> 10-4
27 <i>Sewsational Sunday</i> 9-4	28 <i>OPEN SEW</i>	29 <i>OPEN SEW</i>	30 <i>Baby Lock # 4</i> 10-1			