



# THE QUILTED FOX

www.quiltedfox.com December 2012/January/February 2013 314-993-1181

10403 Clayton Road  
St. Louis, MO 63131  
Phone: 314-993-1181  
Toll Free — 877-993-1181— Fax 314-993-6974  
Louise Georgia —  
Owner

**SELECTED AS ONE OF THE TOP TEN FEATURED SHOPS  
2001 QUILT SAMPLER MAGAZINE  
BY BETTER HOMES AND GARDENS**

## To my customers and friends:

I was reading some newsletters that were written 15 years ago trying to get some ideas for my letter I write you. I relived some wonderful times, and January 2, 2013, the shop will celebrate its 18<sup>th</sup> anniversary.

I feel as young as I did when I started it, (really?) and sometimes I still pinch myself that we have made it through all these years--Highway 64 closing for two years at the same time the

economy was going through a downward shift. I really wondered at that time what the future held. Somehow you all helped me through it.

I also relived when we were chosen for the 2000 Quilt Sampler and how exciting that was. I remember telling my family that it was like winning the Oscar.

There have been good times and some rough times, but that seems to be the norm. It has always made me cherish the good times. Over the last 18 years, I have lost



some good friends who came in the shop, but I have always made new ones. I have lived many of your life stories, as you have mine. Thanks for that opportunity and do take some time out for yourself, especially as the holidays arrive.

*From my terrific staff and me,  
Louise*

## Important Dates

- Nov. 12, 13 & 14—Pere Marquette Retreat
- Nov. 22—Thanksgiving—Shop Closed
- Nov. 23-UFO Night
- Dec. 8 & 9—Holiday Sale Days
- Dec. 28—UFO Night
- Jan. 25—UFO Night
- February 3—Super Bowl Sunday Sale
- Feb 22—UFO Night
- April 4-7—Shop Hop
- April 24-27—Paducah Bus Trips
- Todd Hall Retreat—May 24-27

## Inside this issue:

Classes	2-4
UFO Nights	5
Groups	5
Bus Shop Hop	5
Paducah Bus Trip	6
Toddhall Retreat	6
Annual Coupon Book	6
Nifty Notion of the Month	7
Lotus Machine	7
Super Bowl Sunday Sale	8

## Holiday Sale Days!!!

**Saturday, December 8; Sunday, December 9**  
**Holiday fabric on sale! See the new class samples!**  
**Pick up your coupon book!**



Gift Ideas: Gift certificates are always available and are our most popular gift! We also have silver thimbles, silver thimble holders, pendant thread cutters, decorative wooden needle cases, charms, Roxanne thimbles, books, puzzles, mugs, fabric, calendars, fine scissors and more!

## Classes, Classes, Classes

**Class Policy** — Register in person, by mail, or telephone using charge card, check or cash. All classes must be paid for in full upon registration. There are no refunds on classes unless we cancel the class. If you cancel 12 days in advance, you will be issued a store credit. If you can't make the class, send a friend. If we cancel a class, we'll let you know at least 24 hours in advance and you will receive store credit or a refund. Class supplies must be purchased before class. To help us keep the roof over your head during class, we would appreciate it if you would purchase your supplies at The Quilted Fox and we will give you a 10% discount for supplies purchased at registration. We cannot call to remind you of a class. Your registration receipt is your reminder. Also, the class you pay for is the class you must attend. Any make-up will be at the teacher's discretion. Please review your class supply list prior to class and bring all items requested.

### #100 -- Beginning Hand Piecing-- \$65

by Louise Georgia

This four-session class will take you through all the basics of hand piecing, including fabric selection. You will be making a table runner or wall hanging—your choice. Even if you have never held a needle or just need to learn the tricks to make it simple, this is the class to take. Suggested second class is #105 which covers hand quilting. B

Fridays, January 4, 11, February 1 & 8 – 10:30 am – 12:30

### #101 -- Beginning Machine Piecing -- \$70

by Shirley Plegge and Linda Grabel

This six-session class will cover everything you need to know to make your first quilt top. It will include fabric and tool selection, rotary cutting, machine piecing, assembling your quilt top, and adding borders. Suggested second class is #114 Basic Machine Quilting. Sundays, January 20, 27, February 10, 17, 24 -- 1:00 pm – 3:00 pm

Or Tuesdays, January 22, 29, February 12, 19, 26 – 6:30 pm – 8:30 pm

### #105 – Traditional Hand Quilting -- \$21

by Marilyn Donovan

If you have ever wanted to create an heirloom quilt or just relax and do hand work, come learn how to do a beautiful quilting stitch, how to layer, mark, and quilt a small sample. Tools of the trade will be covered. Marilyn will teach you to quilt without a frame or a hoop. B

Thursday, February 21 – 6:00 pm – 8:00 pm

### #112 – Introduction to Hand Appliqué-- \$60

by Marilyn Donovan

In this three session class, learn the basic skills and techniques of needleturn hand appliqué, including preparation of appliqué shapes using freezer paper and templates, marking for needle-turn appliqué, reverse appliqué, appropriate hand appliqué stitches, techniques for sharp inner and outer points, and techniques for making bias stems and circles. B

Thursdays, January 17, 24, & 31 – 6:00 pm – 8:00 pm

### #114 -- Basic Machine Quilting - \$40

by Marsha Bray

Using a practice muslin “quilt,” we will learn the basics of machine quilting. We will cover basting, marking, anchoring, stitching in the ditch, and straight line quilting designs with a walking foot. B

Tuesday, January 8 – 10:30 am -3:30 pm  
or Saturday March 9– 10:30 am -3:30 pm

### #116 -- Beginning Free Motion Quilting -- \$25

by Marsha Bray

Using a practice muslin “quilt,” we will learn the basics of free motion machine quilting. With a darning foot, we'll practice stippling and other simple filler patterns. We'll practice quilting a marked design. Then we'll learn about threads, tension, tools, and techniques to improve your quilting. Pre-requisite class is #114 B

Wednesday, January 23 – 6:00 pm -9:00 pm

### #118 – Color Workshop -- \$25

by Louise Georgia

Explore color in a very special and open atmosphere. We won't be using a color wheel or techni-

**To see any picture in color, go to our website and open the newsletter by clicking on “newsletter” on the sidebar.**

**Key to class difficulty level**—B— Beginner—No quilting experience; AB— Advanced beginner—Has made at least one to three quilt tops; I — Intermediate— Has made several quilts; A — Advanced— Has made many quilts of increasing difficulty

---

## Classes, Classes, Classes

cal tools. We'll just expand our eye to color and what we like and why. This class is a prerequisite for East Quilts West (#121). B

Saturday, January 12 – 8:30 am – 10:00 am

#121 -- East Quilts West -- \$7.00 each class

by Louise Georgia

Learn to expand your horizons by making a block each month that allows you to try new colors, patterns and designs. In class we will discuss what colors and patterns work well together but which are not predictable. East Quilts West by Kumiko Sudo is used in the class. The color workshop (#118) is a requirement before taking this class AB

Thursday, December 6, January 3, February 7- 10:00 am – 12:00

OR Saturday, December 1; January 5; February 2– 10:00 am – 12:00 pm

#128--- Painless Paper Piecing -- \$25

by Marsha Bray

Would you like to have perfect points and precise lines? You can do it with paper piecing. This freezer paper method makes it very easy! Machine required. AB

Thursday, February 7 – 6:00 pm – 9:00 pm

#130 -- Basic Machine Appliqué -- \$25

by Marsha Bray

Do you like the look of appliqué but don't like to do hand work or just want it fast? Try

quick and easy machine appliqué. In this class you'll learn the technique that you can then apply to any appliqué project. Requires a sewing machine with an adjustable zigzag stitch. AB

Wednesday, January 9 -- 6:00 pm – 9:00 pm

#150 --Intermediate Hand Piecing -- \$7 per month

by Louise Georgia

Do you love that you have learned to hand piece but would like to refine your skills even more? Louise will help you learn to get the perfect results that you seek while making a quilt that is 68" x 84".

The size can be varied by altering the layout. It will take 12 months to complete the blocks and another month to put it together. What a good opportunity to learn while enjoying the company of the other students. AB

Wednesdays, December 19, January 30, February 27 – 2:30 pm – 4:00 pm

#155 -- Freezer Paper Appliqué -- \$21

by Louise Georgia

Learn Louise's freezer paper appliqué technique. The class will also cover her favorite notions for appliqué as well as her stitching technique. B

Friday, February 22 – 10:30 am – 12:30 pm

#225 – Borders and Bindings -- \$21

by Candy Grisham

Have you wanted to learn how to measure and attach borders

without ripples and how to do straight or bias bindings? This will be a technique class and you will go home with samples and written instruction for: straight borders, mitered corners, straight and bias bindings and finishing bindings. Candy will also demonstrate more advanced finishes. In addition, extra time has been added to finish some of your own borders or bindings after the class time. B

Saturday, February 9 – 2:00 pm - 4:00 pm

#235 – Piping Your Binding-- \$25

by Candy Grisham

Learn the technique to add that tiny piping to the binding of your quilts. It is a special touch that adds just the bit of color and flair. We will use the Grooving' Piping Trimming Tool by Susan Cleveland. Purchase of the tool is required. In class, you will produce a sample and instruction can be used for any quilt project. AB

Saturday, February 23 – 2:00 pm - 4:00 pm

#310 – The T-Shirt Quilt-- \$25

by Trudy Johnson

What do you do with all of those T-shirts? Create a one-of-a-kind, heirloom-quality quilt from your loved one's shirt collection. Trudy will guide you through it! B

Saturday, January 12 -- 10:30 am – 1:30 pm

## Classes, Classes, Classes

### #330 – Hot Diamonds-- \$30

by Leslie Clark

Do the marvelous, colorful, exciting Kaffe Fassett fabrics make your heart beat faster? Are you drawn to them and perhaps have started a collection but you aren't quite sure what to do with them? The Hot Diamonds quilt may be the answer. We will cut strips, use templates to cut diamonds, sew them into rows and voila...a lovely quilt is born! Hope you will come join the fun. AB  
Saturday, February 16 -- 10:30 am – 2:30 pm



### #345 – Modern Dresden Plate - \$50

by Candy Grisham

In this two session class, you'll design and make a modern, updated quilt that uses a variety of Dresden plate designs made with a single template. The class will cover 4 different variations of edge finishes. Size variations are endless. You will learn to sew the plates by machine and mix and match your edge finishes if desired. Designed to be a technique class, letting you determine how many plates, what sizes and finishes and layout you desire.

Template purchase required.

Intermediate skill

Saturdays, February 9 & 23 -- 10:00 am - 1:00 pm

### #350 – IRS Quilt-- \$25

by Linda Grabel

This is the perfect quilt in so many ways. You will make a significant dent in your stash and the extra fabric you may have purchased for previous projects; there are absolutely no points to match; and no color coordination is required. But you have to come to class to find out the story behind the name! AB

Thursday, February 21-- 1:00 pm – 4:00 pm

### #360 – Four Patch Posey-- \$40

by Linda Grabel

Make a gorgeous quilt using only one print fabric for the blocks and borders. It's beautiful with an Asian print, exotic with an Australian print, and pretty with a floral print! Create your own special look! AB  
Thursday, January 31-- 10:30 am – 3:30 pm



### #385 – Radiant Sun -- \$40

by Janet Singer

Just see how the Radiant Sun glows in this fun pattern by Cara Gulati! Make this incredi-

ble looking quilt. It's easy to sew these 10" blocks of only 5 curved pieces each. 48 blocks make a quilt about 68" x 88". Pattern purchase required. Kit is available for purchase if desired. I

Saturday, January 19 – 10:30 am – 3:30 pm



### #390 –One Block Wonder Quilts-- \$30

by Marsha Bray

From the book by the same name, learn to make this exciting design! Making the blocks and assembling them are much easier than it looks. Laying out the blocks and designing your quilt is lots of fun.

Your quilt will always be uniquely yours with this fun method. AB

Saturday, January 26 -- 10:30 am – 2:30 pm

**See all the newsletter**

**pictures in color. Go to :**

**[www.quiltedfox.com/newsletter](http://www.quiltedfox.com/newsletter)**

**And open the current  
newsletter.**

## Trick or Treat Express II Bus Shop Hop—Now Rescheduled

Trick or Treat Express II  
Bus Shop Hop

June 21-23rd

touring

Missouri & Illinois

Indiana & Iowa



Visit 11  
great  
quilt  
shops!

Only \$279 per person  
(double occupancy)  
or \$379 per person for  
single occupancy

Includes two nights  
accommodation and meals  
throughout the trip!

\$50 non-refundable deposit  
holds your seat and guarantees  
the price.

Trips booked after January 1,  
2013 may be slightly higher in  
price.

This trip will be fun from the  
minute you step on the bus.  
There will be prizes and  
goody bags for all hoppers!  
Each shop will be putting  
out the welcome mat to im-  
press you!

You will start from The  
Quilted Fox parking lot  
(where you can leave your car)  
and return there at the end  
of the trip. Go with a friend  
or find a new friend on the  
bus. By the end of the trip,  
you'll have a whole bus full  
of friends!

**Call us at 314-993-1181  
to reserve your seat.**

## Groups

### 1st & 3rd Saturday Groups

Mark your calendar to attend:  
December 1 & 15; January 5 &  
19; and February 2 & 16. *The  
Fox has Spots* started in Au-  
gust. Enrollment for this year  
is closed.

### Sit and Sew


Meets 1:00—2:00 pm on the  
fourth Wednesday of each  
month—December 26; January  
23; and Febru-

ary 27. This  
free club is de-  
signed espe-  
cially for those  
of you who like  
to get together and socialize. It  
doesn't matter if you are hand  
piecing, hand appliquéing or  
other hand sewing. Please drop  
in and visit with us.



## Facebook Contest “UFO’s Are Us”


Are you on Facebook? The  
Quilted Fox is and we would like  
to have you “like” us. Just  
search “The Quilted Fox” and  
then click on the “like” icon on  
our page. By the time you read  
this, we'll have reached our first  
goal. We wanted to reach 500  
likes. Out of our first 500, we  
will draw a winner for a \$40 gift  
certificate.



Our next goal is 1000 likes.  
Will you join us and help us  
reach our goal? We'll draw for a  
\$50 gift certificate, when we  
have 1000. You can use it in the  
store or on the website! Join us  
now on Facebook!

### Friday Night Retreats! Come and sew or shop from 6:00 to midnight

**Fridays:  
December 28;  
January 25;  
February 22**



Never have  
enough time to  
get everything  
done? Can't get  
to retreat? Come for a mini-retreat  
and sew with us. We'll provide the  
sewing space. You provide the  
projects, snacks if you want, and  
good company. It's only \$5!  
Advance registration is required to  
stay and sew. Space is limited.

Just want to shop? No registra-  
tion or fee is needed. Just stop in  
anytime from 6:00 to midnight to  
shop. Staff will be there to help  
you.

---

## Annual Toddhall Spring Retreat—Save the date

Join other quilters for a time of relaxation, socializing and sharing at our quilting retreat at convenient and beautiful Todd Hall. Leave your kids, husband, work, worries, and cooking behind and pamper yourself for four full days



with undisturbed quilting time in a group. Do your own thing or do a mystery quilt. It's your choice!

**Make your  
reservation now!  
May 24, 25, 26, and  
Monday the 27<sup>th</sup> 2013**

---

## Quilted Fox Annual Coupon Book

In December we will have a **gift for all of you** in appreciation for being our customer! Stop in and pick up your 2013 coupon book. For each month in 2013, there will be a coupon for you to use that will feature a different sale item.

**It must be picked  
up in December!**



---

## Save the Date

**Annual St. Louis  
Shop Hop  
April 4-7, 2013**

**Thimble & Thread  
Quilt Show  
March 16 & 17, 2013**

---

## Bus Trip to AQS in Paducah

*Travel with  
The Quilted Fox  
to the AQS Quilt Show  
April 24 - 27, 2013*

Paducah is a Mecca for quilters and quilt enthusiasts during the American Quilter's Society Annual Quilt Show & Contest.

The bus goes down in the morning and returns that evening. There will be a bus each day of the show. Sign up now to hold your seat! It's only \$51 per person.

You'll stop for breakfast on the way down and dinner on the way back. You'll be able to rest on the trip home and let us do

the driving! There will be:

- 400+ beautiful quilts in the AQS Quilt Contest from across the U.S. and around the world
- 400+ vendor booths
- 100+ classes, lectures, and special events
- Visit the Quilt Museum

---

## Holiday Gifts for Your Favorite Quilter

The holidays are fast approaching and everyone is scurrying around to finish their shopping for gifts. What should you give your favorite quilter?

Our most popular gift item is always a gift certificate! All quilters love to browse for that special new fabric or a new and clever notion. Gift certificates are available in that one size that fits all. Any denomination is

available and they never expire.

We also have lots of other gift ideas. There are jelly rolls of colorful, fun fabrics. There are beautiful umbrellas with designs drawn from fabrics. There are also packets of dupioni silk fat quarters.

Why not give a book that includes lots of fun, new patterns to inspire the quilter.

For stocking stuffers, you might

pick up one of the very useful Clover needle threaders. Or how about an extra pretty little pair of scissors.

We also have silver charms, special thimbles and lots more! Stop in for a little peaceful shopping away from the mall!

## Nifty Notion of the Month—Monthly Specials

### December


#### Printed Treasures Sheets

These white sew-on printable fabric sheets work with any inkjet printer or inkjet copier and are colorfast and washable.

Personalize quilts and sewing projects with your favorite photos and patterns. Paper-like print quality on cotton fabric sheets.

This package contains five 11x8-1/2in sheets.

**Regularly \$25.95, but 20% off in December.**



### January

#### Marking Magic

Marking Magic is the revolutionary quilt marking product that will save you hours of tedious hand marking! Mark your quilt in just 3 easy steps using your favorite stencils.

1. Apply
2. Quilt
3. Wash Away!!

**Regularly**

**\$13.98 but**

**20% off in January.**



### February

#### Heat Press

Heat Press Batting Together is 1-1/2" x 10 yard roll cloth tape that will fuse two edges of batting together. It's soft, its thin, it stretches, its needle easy for hand or machine quilting. This can be used on any batting fabric content.

**Regularly**

**\$7.99 but**

**20% off in February**



\*\*\*For all nifty notions, quantities may be limited. Offer valid while stock lasts.

## The New Elna Lotus — The Perfect Holiday Gift!

The Elna Lotus was originally introduced in 1968 and featured spectacular and innovative design. The Lotus was Elna's best-selling machine of all time and a world-wide success. In fact, the original machine is included in the collection of the Museum of Modern Art (MoMA) in New York City. It's now back in a new and updated fabulous machine.


Elna engineers have taken the amazing design elements of the original Lotus and improved upon them, bringing the machine into the modern sewing landscape. Protective shutters are built into the machine's body replacing the traditional heavy carry case. When the shutters open like a Lotus flower, they create a

handy, go-anywhere sewing table.

The new Elna Lotus combines maximum sewing pleasure and minimum fuss. An exclusive integrated upper spool mechanism is specially designed to pop into view for threading, but to retract into the machine itself for easy portability. But the unique and innovative design does not end there!

The needle bar is located in the center of the machine, allowing for much more room to move and maneuver fabric while sewing. 18 stitches, 2 one-step buttonholes, an automatic thread cutter, memorized needle up/down, and an integrated accessories drawer provide a wide range of great features. The new Elna Lotus is

perfectly portable, and ideal for serious sewists who like to travel and attend guild meetings, as well as newer sewists who need to store their machines when not in use.





The Quilted Fox  
10403 Clayton Road  
St. Louis, MO 63131  
www.quiltedfox.com  
Phone: 314-993-1181  
Fax: 314-993-6974  
Email: info@quiltedfox.com

#### **Time Dated Material**

Our newsletters are mailed 4 times per year. Our mailing list is for our use only and is not sold to other companies. Please help us keep it current.

- Yes, my name and address are correct.
- I've moved. Please correct my address as noted.
- Save resources. Please remove me from the mailing list.

Email us and let us know!  
info@quilted fox.com

#### **Shop Hours**

Mon. & Wed.-10 am- 5 pm  
Tues. & Thurs.-10 am-6:30  
Fri. & Sat.-10 am-4:30 pm  
Sun. 12 noon—4:00 pm

**Remember, we are happy to mail order  
if it serves your needs!**

## **Super Bowl Sunday Sale and Sew-In**

**Sale!! February 3 from 11:00 am-4:00 pm  
100's of fabrics on sale  
4th Annual Super Bowl Sew-In**



Join us to sew for the day (11 am -7 pm). We'll have a very special Quilted Fox kit for you to purchase for the class. Come and let us surprise you with a mystery quilt especially for Super Bowl Sunday. Don't wait to sign-up because space is limited and you won't want to miss this special project.

\$10 registration fee with a \$15 store credit  
issued upon attendance at class.