



SEW-EZY Fall Newsletter 2012

A quick note from Pam

Regular Hours:
Mon-Fri 10:00 till 5:30
Sat. 10:00-5:00



11427 Lebanon Rd.
Sharonville, Ohio
45241
513-563-7474
www.sewezy.com


Well my friends, it's time to get back to sewing and quilting. I don't know about you but I have missed my class time. We always have so much fun creating wonderful projects together. It is always neat to see how everyone's project turns out.

It's been a busy summer that's for sure, and frankly I can't believe it is gone. Many of you have also expressed the challenges of trying to stay in touch with your passion... sewing/quilting. So here is a solution, why not make a conscious effort to be a better friend to yourself and connect with the women who share your interests. Join us at Sew-Ezy for one of our many exciting classes, clubs and social events. All of them are packed full of education, fun and always a little extra... "Friendship".

The way I look at it laughter heals, adds extra years to your life, reduces stress and, in my opinion, replaces sit-ups! I miss my sewing time & my sewing friends!

Join us soon.

Pam



Block Swap "NEW"



We are getting ready to start our next block swap and the fabric chosen for our 8th block swap is so beautiful you won't want to miss it. For those that are those of you that are not sure what "Block Swap" is, let me explain; this is a fun 6 month program where a chosen focus fabric is used with the pattern provided each month. The catch is it has to be used in the space indicated on the pattern. You can add any other fabric to the remaining sections in the block. Create 4 blocks ,all alike, come to the swap (or return them to the shop before our meeting if you cannot attend) and the swapping begins. You come with four blocks and leave with four different blocks (well, most of the time). It is so much fun it becomes a game and best of all we have a party at the end.

So let me state again, you do not have to attend each meeting, just drop off your block in advance.

Our "swap" meeting is normally the first Saturday of the month (Holidays sometime interfere). So, to get started all you need to do is the following: Pick up your pattern and focus fabric in time to have your blocks completed by October 6, 2012.

There is a small registration fee of \$10.00 which is refunded at the end of the 6 months, and then each month for \$5.00 you get a color pattern and the focus fabric.

Don't miss this event...it is soooo much fun! (There will be no meeting in Dec.)

Classes and promotions this month:

- Beginner Quilting
- Paper Piecing
- Embroidery projects
- Flick n' Stitch
- Know your machine
- Simple Sew Classes
- Dakota SALE
- Christmas Workshop
- Once in a Life Time
- Plus more

National Sewing Month



Let's end the month in style!

Sept. 24-29

**\$10.00 off
tune -up**

**\$5.00 off
Any \$20.00
Purchase**

(excluding other offers)

Coupons on pg 11

LEARNING TO SEW

We have developed a "Sew Simple" program that is perfect for those who have never sewn or quilted, or for the person who is re-entering the sewing/quilting world looking to pick up a few tips. You pick...sewing or quilting. Then, you have a choice of the project you will make in class.

Either class is sure to build your confidence, and all while you create a great project.

Take both it will be fun!

Sew Simple-Ready Set Sew (Garment)

So you want to learn how to sew? Great. Join us for we have designed a simple plan to build your sewing skills. You can choose from a few "simple" garments; and if you love it, just keep signing up for more projects (which will be determined by your skill level). It is really that simple to learn how to sew!

You decide...will it be a pair of lounge pants or a skirt? Let's get sewing!

Two weeks

Class fee: \$45.00 plus kit

Sew Simple-Ready Set Sew (Home)

So you want to learn how to sew? Great. Join us because we have designed a simple plan to build your sewing skills. You can choose from a few "simple" home projects; and if you love it, just keep signing up for more projects (which will be determined by your skill level). It is really that simple to learn how to sew!

You decide: will it be a pillow with a lapped back or a pillow with a zipper? Let's get sewing! One week

Class fee: \$35.00 plus kit

Machine Owners Classes- get the most out of your new machine

Sew-Ezy provides many levels of training on all of the machines we sell. You may call and schedule a lesson or you may

chose to attend **KNOW YOUR MACHINE**.

KNOW YOUR MACHINE is FREE to those who purchased at SEW-EZY.

Know YOUR machine (open to all Janome sewing machines model purchased at Sew-Ezy). Put your best foot forward and learn all the tricks. This class is packed full of valuable information on how things really work on your

new machine. Some stitches may look familiar from your old machine, but we think you'll be pleasantly surprised at how they work. This is a must for maximum knowledge of your machine's capabilities.

Class fee: free if purchased at Sew-Ezy. If you did not purchase your machine from us, call us. If we have space available, any brand is welcome for a nominal fee.

Know Your Embroidery Machine

(Open to Janome embroidery models purchased at Sew-Ezy)

So, your machine does embroidery. Well, join us to hit the mark

on placement. Lots of information is covered in this class, from the proper thread to the best stabilizer. Class fee: free if purchased at Sew-Ezy.



Important for all machine owners

You **MUST** bring your machine with all accessories and power cords, as well as basic supplies to all guide classes.

Basic Sewing Supplies.

Requires embroidery hoops & thread for Know Your Embroidery Machine!

CLASS POLICIES



All classes have a fee or a deposit, even FREE classes. At the time of registration, FREE classes will require \$10.00 to hold your space. Upon arrival for the class you be refunded your \$10.00. All class fees are due when you register for class, and are refunded if you cancel or notify us **72 hours before** class, or if we have to cancel a class.

513-563-7474

Please do not bring children or guests to class.


Supplies -- All classes require the basic supplies (see list). Some classes have a kit requirement or an additional supply list.

Basic Sewing supplies for EACH Class: Pins, Scissors, Basic Thread, Ruler, Seam Ripper, Marking Tool, and Rotary cutter.

Want to learn more about your machine?

Check out **Stitch Club** and
or
Embroidery Projects on
page 4, listed under
CLUBS

Quilting



Beginners Quilting

A simple approach to a lifetime of fun. Learn how to make a quilt, chose color, use a rotary cutter, how to do strip piecing, as well as assembly. Come see how much fun quilting really is. Class fee is \$25.00 + supplies, two week class

More Quilting and Sewing

Beginner Paper Piecing

Learn paper piecing the easy way. You'll learn how to achieve precision only can be accomplished with paper piecing. Join us to add a few more tricks to your skill level.

Class fee is \$18.00 plus supplies, one week class

Learn Machine Appliqué



Here is a "hands on" class to help you sharpen your machine appliqué skills. Learn how to fuse and stabilize, do all the proper moves, and how to do corners and points. This class will provide you with a foundation for successful results.

Class fee is \$25.00 includes kit, one week class

Pumpkin Bowl



Looking for a fun new project? We have found one just for you. Use your sewing machine to create a fun pumpkin bowl or a Fall Harvest pumpkin bowl. With either choice, you'll be thrilled with the results. Join us in this class. It is sure to be fun.

Class Fee: \$12.00 one week

Cuddle Quilts



Wrap up this fall in the softest, cuddly quilt ever. Join us to create this quilt as you go. This is a wonderful warm quilt that you may want to make as a gift or for yourself. Chances are you'll make more than one! In class you'll learn the proper way to start this quilt and how to stay on track.

Class Fee: \$15.00 plus kit one week

My Ruby Slippers



If you love Halloween as much as we do then join the fun as we create our own version of "Ruby Slippers". You can create a pillow top or add the appliqué design to a T-Shirt. Either project will make you smile.

Class Fee: \$12 plus kit one week

Flick n Stitch

Want to get out of the house?

Spend time with a great group of people?

Watch a great movie, get fed, and be PRODUCTIVE all at the same time?

Well, join us for our new session of Flick n Stitch! This class will be one Friday evening a month. You can sew on an unfinished project. A different movie will be played each month and pizza will be provided. Class fee: \$15.00



Embroidery Club

In this club we are working on an embroidery quilt called *Goose Tracks*. This class enrollment is currently closed. However, if you are interested in purchasing this quilt CD just give us a call.

Embroidery Projects "NEW"

Have you wanted to create a few quick projects while you learn a little more about your embroidery machine?

Then this class is for you! Each month we will create a new small project that will be perfect for gift giving this Holiday season. You must purchase the software used in class along with the kit to create the project. Class is offered at no fee to those who have purchased at Sew-Ezy. Others may call to see availability.

Sept.-Pocket Purses

Oct- Autumn Leaves

Nov- Christmas Ornaments

Dec - Christmas Napkins



Stitch Club BOM (formerly Ezy plus) "NEW"

This twelve month, Block of the Month, hands on program gives our customers the opportunity to utilize their sewing machine and feet. This is a perfect project to add trims and buttons and to use those decorative stitches on your sewing machine.

Each block is machine appliquéd it does not matter what machine you own, however, you must know your machine. Class will be held on the 3rd Saturday of the month. However the month of Sept. we will meet the last Saturday of the month (due to Shop Hop).

There will be two months that we will not meet (April & Dec) due to holidays. If you cannot attend class you may pick up your kit at the following class, but you will need to arrive 15 min early so we can go over the directions with you.

Quilt size 85" x 93". You can choose from two different color ways- bright or pastel. Each month you will receive a kit based on the color way you have chosen. At the end of this BOM you will receive a layout with setting direction as well as ideas for quilting. The following are just a few things you will learn.

- PINTUCKING
- TWIN and WING needles
- TWISTED floss
- FRINGING
- COUCHING
- CIRCULAR Sewing
- Plus more

Start-up fee includes your registration plus 4 yards of background fabric \$50.00. first month and last month fees are \$40. Remaining months' fees will be \$20. . A finishing kit will be available as we near quilt completion. This class is also available as a demo class.; see page 5

Need more information call 513-563-7474

Stitch Club BOM (formerly Ezy plus) "NEW" Demo ONLY

Demo ONLY (see page 4 for more information)

Do you want to create this beautiful quilt on your own? Then join us for a demo on the first Monday of the month. We will highlight and demo the steps you need to know to create each block at home.

Start-up fee of \$50 includes your registration plus 4 yards of background fabric. The first month and two last months fees are \$30. Remaining monthly fees will be \$10-\$15. . A finishing kit will be available as we near the end.

Ready, Set, Christmas

Project Christmas

What is a Christmas workshop? We have designed a day long workshop that is made up of 3 consecutive classes Sign up for one class or all three and spend the day sewing with us.

The projects are designed so you can create gifts for your holiday giving. Projects like placemats, fabric trays, gift bags, slippers, table runners and more will make up the sessions. Each class is \$10 plus kit.



Christmas Tree Napkins (Sergers Style)

Have you ever wondered how a serger really works? Do you have one in the box? Then this class is perfect for you.

Learn rolled hem and decorative flatlock while creating a great napkin to add to your holiday décor.

You do not need to own a serger to attend, just let us know in advance.

Class fee: \$10.00 plus supplies one week



Four Sided Placemat

Having company this Holiday? Set your table with a four sided placemat and watch the fun begin. Your guest will think this is the neatest placemat they have ever seen. Join us to learn the secret as we add trim to make them really special. Oh, did I mention they make wonderful gifts!

Class fee: \$10.00 plus supplies one week



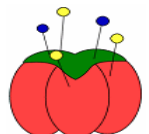
Kids After School Sewing

Kids Only Sewing

Kids want to learn how to sew and we have just the class for them. Each after school class is a two part class (see calendar) in which they will create a different project.

Oct- Lounge pants (2 classes) Class fee \$20.00 plus kit

Nov. - Christmas gift for Mom & Dad (1 class) Class Fee: \$15.00 plus kit





National Sewing
Month

SEPTEMBER 2012

						1
2	3	4	5	6	7	8 Block Swap 10-11 AM
9	10	11	12	13	14	15
16	17	18 Beginner Quilting (day) 1-3 PM	19	20 Learn Appliqué (day) 1-3	21 E Club 5:30-8:30PM	22 Know Your Embroidery Machine 10-11:30 Pumpkin Party Bowl 2-4
23	24 Learn Your Machine 1-3 PM Sew Simple Home 6:30- 9	25 Beginner Quilting 1-3 PM Webinar 6-7:30 PM	26	27 Beginner Quilting 6:30-8:30	28 Flick n Stitch 5:30- 9PM	29 Stitch Club 10-12 Embroidery Projects 2-4
30						

OCTOBER 2012

	1 Stitch Club Demo 1PM	2	3	4 Beginner Quilting 6:30-8:30	5	6 Block Swap 10-11 Beginner Paper Piec- ing 1-3 PM
7	8 Sew Simple Clothing 6:30-8:30PM	9 Webinar 6-7:30 PM	10	11 Kids Sew 4:15- 5:30	12 Auction Pre-Auction 5PM Auction 5:45 PM	13 Learn Your Machine 11-12:30 Halloween Pillow 2-5
14	15 Sew Simple Clothing 6:30-8:30PM	16 Beginner Quilting 6:30-8:30	17	18 Kids Sew 4:15- 5:30	19 E Club 5:30- 8:30	20 Stitch Club 10-12 Embroidery Project 2-4
21	22	23	24	25	26	27
28	29 Cuddle Quilts 1-3 PM	30 Beginner Quilting 6:30-8:30	31			

NOVEMBER 2012

				1 Know your embroidery Machine 1-3	2	3 Block Swap 10-11
4	5 Stitch Club Demo 1PM Sew Simple Home 6:30-9	6	7	8 Kids Sew 4:30-5:30	9 E Club 5:30-8:30PM	10 Learn Your Machine 10-11:30 Ready, Set, Christmas 12:30-5:30
11	12 Webinar 6-7:30 PM	13 Beginner Quilting 6:30-8:30	14	15 Learn Appliqué 6-8 pm	16 Flick n Stitch 5:30-9PM	17 Stitch Club 10-12 Embroidery Project 2-4PM
18	19	20 Beginner Quilting 6:30-8:30	21	22	23	24
25	26	27 Serger Napkin 6-8PM	28	29	30 Open House	

DECEMBER 2012

						1 Open House
2	3	4 Four Sided Placemat 6-8	5	6	7	8 Ready, Set Christmas 10-4PM
9	10 Stitch club Demo 1PM	11	12	13	14	15 Embroidery Project 10-12
16	17	18	19	20	21	22
23	24	25	26	27	28	29
30	31					
Sew-Ezy 513-563-7474						



Wow! Dakota is having a SALE! Now till Oct. 15, 2012

Did you know that Dakota Embroidery Designs is celebrating 25 Years ?

Now is the time to stock up on all of the designs you have admired, Just think... the holidays are just around the corner. Time to -think about all of the gifts you can make with "the in-the-hoop" projects Dakota offers.



New Be sure to check out our new collection of Whimsical Trees used in this year's Shop Hop Quilt.

This collection is magical offering wonderful whimsical trees, butterflies, fences and a splash of flowers. A Purely Gates Collection

Whimsical Trees with Mylar



Heartstrings Apron Contest

Here are a few highlights from our contest held the end of June at the Quilt Show in Sharonville.

Sew-Ezy and Janome gave away 2 sewing machines to the lucky winner of our "Heartstrings" Apron Contest. Thank you to all that helped make this event so much fun! See you next year.



First Place Winner



Adalynn's first fashion show with Gramma

My Once in a Lifetime Trip!

I normally would not write about my vacation, however this trip was so different from anything I have experienced. Different in so many ways. As excited as I was to go on this trip, I felt a sadness on most of the trip. I went to Thailand, yes Thailand. I have never been out of the country before, so the flight alone was very daunting – 21 air hours. But I felt that what I saw in Thailand was worth writing about, so here is my story.

Pete and I left the last Sunday in June, the day after Sew-Ezy had participated at the Sharonville Sewing and Quilt show Thursday through Saturday. That alone was a big undertaking, but to lose power at the shop as well as at home for two days before we left when it was 100 degrees everyday, that was tough. The girls at the shop were troopers, handing out flashlights to determined customers as they shopped. Now that is service. Meanwhile, Pete and I packed by candle light. Just as I placed the last item in my bag, guess what. Yeah, that's right, the lights came back on! So fast forward to landing in Thailand.

We left on Sunday morning and arrived in Thailand at 1:00 AM Wednesday. Now granted, Thailand is 12 hours ahead of us, but still it sounds impressive. Later that day after a little nap, our day began, or should I say off to the races. We went to visit one of Janome's factories where they make the economy models. That was fascinating to see. It was clean, orderly and an example of perfection. I would not have expected anything less on the clean and orderly part. After all, I worked for New Home (name from the past now known as Janome) for 6 years. What I did not expect was the amount of care that goes into the production of a economy machine. I knew they would test sew the machine. Sure, everyone would do that; at least I think so. Testing every single stitch on the machine was a surprise to me. Now that makes me even more proud to sell Janome machines. If they place that much care into the economy models, just think of what goes into the rest of the line. It was obvious that the people on the production line care about making a quality product. As a shop owner I know your new Janome machine will last you for years.



Here the machines are getting a check up!



Pete asked me to help load the truck!

More to the story on page 10

Now, on to the tourist part of the trip. Thailand is a very hot and muggy place in July, sometimes ridiculously hot...like the day we visited the temples. It was hot and packed with people— not a pleasant combination. However we got to ride in a "tuk-tuk" which is a three wheeled motorcycle taxi. Imagine an armada of 45 "tuk-tuk's" traveling together down the crowded streets of Bangkok, Thailand . It was fun! We spent a few more days there but to me it was very sad, crowded, very poor and streets filled with litter. But it gets better ...we boarded a plane to Chiangmai , Thailand where it was a little cooler and not as crowded.

Our adventure in Chiangmai was a dream come true for me as you can see by the photos. Not only did we get to ride on an elephant bareback and in one of those boxes like you see on Indiana Jones movies, but we got to play with the tigers...real ones. We started out seeing the big tigers (2 years old). At first I was really scared as we climbed into the cage with those big beautiful cats, and as you can see in the picture, as he turned his head at me, he was only yawning but I was more than a bit surprised. Next, we played with the teenagers. And like all teenagers, they really wanted to play and had quite a bit of personality. Last, we went to play with the babies. That was more fun than I can describe. Of course I wanted to bring one home with me, but Pete said no. Never in my lifetime would I have thought I would have kissed a tiger, but I did. And it was really cool...loved it!

As I sum up our trip, as sad and as happy as it was, I realize how high our quality of life is in the United States of America in comparison to other parts of the world. Compared to many of the people in Thailand, we live like millionaires. We may not like all of our rules and laws in the US, but I can say with all truth, that we would not like living the way many Thais must live. We have clean water, clean streets and homes to live in. We need to "Thank" someone we were born here!



The elephant made the sign...really I saw him .



Have you ever petted a tiger before?

Do you "like" us? Facebook Style that is. 

If you have not joined us on facebook you should. There you will find updates to the things going on at Sew-Ezy such as class reminders, new fabric, new software, new patterns as well as information on events. Just go to our website www.sewezy.com and click on the facebook logo and join, or from your facebook page, type Sew Ezy in the search block

For those who collected Sew-Ezy dollars our auction will be held

Auction **October 12, 2012.**

Pre-view starts at 5 PM and the auction begins at 5:45 PM

Looking for the "BEST" selection of Halloween fabric?

We have it!



Cuddle Fabric

We love cuddle. It is the new Minky. It has a lot more body which makes the fabric easier to handle, softer to the touch and oh, so warm. We are stocked up with dimples, prints and solids. This fabric makes a wonderful back to any quilt, is perfect for baby quilts and makes the most wonderful stuffed animals. We have kits:

*Quick baby quilts *Stuffed animals.* Lap size

Holiday Houses BOM

When I saw these adorable little houses I knew this was our next Block of the Month. Create a Holiday House for each month of the year for yourself or as a gift. Either way you'll love creating them. Each house will finish at 12"x14".

Kits include:

- Complete instructions w/diagrams
- Full size pattern w/placement guide
- Fabric for houses PLUS...



BEST of all Pre-Printed panels for the little extra details such as, lettering, window and door details, plus many other little extras. This is a perfect project to add trims and buttons and for using the many decorative stitches on your sewing machine.

Start up fee: \$10 , then each kit for 12 months \$21.95

Beginning Oct 6, 2012 . Need more information call 513-563-7474

Sept. 24-29, 2012

\$10.00 off
National Sewing Month



Clean, oil and adjust
(parts are not included)

Sept. 24-29, 2012

National Sewing Month



\$5.00 off
Any \$20.00
Purchase
(excluding other offers)



Every now and then something comes along that needs to be posted, and this is one of them.

I would like to "Thank" all of you that have purchased your new Janome sewing machine from Sew-Ezy. It is you that has made this possible!

Sew-Ezy received the Outstanding Achievement Award two years in a row. Thank you again...


What's New

This one is a book!



Great Table Runner Embroidery Collection "I Love Pie"

A few great new panels



How could you not love a face like this? Fun Placemat



Perfect project to make for a baby.

Webinar

I just returned from a Janome meeting today where I learned about a new program which is designed to cover how to use Digitizer MBX software, however the basic information in the webinars is the same for Jr 3.0, 4.0 or Digitizer MB.

MBX is the latest version which has more tools but don't let that stop you from attending. I am sure you'll learn something or maybe you'll be reminded about a tool you forgot how to use. Bring your laptop and follow along.

Here's a snap shot of a few things coming up...

Sept. Tips for enlarging designs

Oct. Easy Design and Corel Draw

Nov. Holiday Cards with crystal Template

Sign up today!

Class fee: \$ 15.00 each or all three for \$30.00

It's always Christmas at Sew-Ezy!

We have stocked our "Christmas Room" just in time for your upcoming Holiday projects .

Our Go Nuts
Number # 1209



When shopping online for embroidery designs, use the above number.

www.dakotacollectibles.com