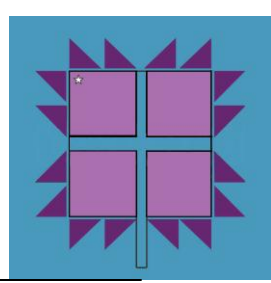


# Quiltz Quibbler

April, May and June 2013



**Contact Us:**

**WE'VE MOVED**

3851 E Thunderbird Rd,  
Suite B7 Phoenix, AZ  
85032

602-482-4141

[contact@quiltzonline.com](mailto:contact@quiltzonline.com)  
[www.quiltzonline.com](http://www.quiltzonline.com)

**Hours:**

Monday-Saturday 10a-5p  
Tuesday until 8p  
Sunday 12p-4p

**HOLIDAY HOURS :**

Closed  
Mother's Day and  
Memorial Day

Spring is here! And with the change of season, Quiltz is changing too. Boy, what a change! We never expected with the last newsletter that we would be having this quarter's classes in a new location. But with our 3rd Birthday on April 1st, we will be in a brand new shop. We are so excited. The shopping center is very nice with lots of different shops and good places to eat. We have a great new classroom and lots of windows. We have the same size shop, just a different shape. We have all the same great fabric and of course wonderful classes. We hope you will come see our new home and take a class or two. We would love to see you all.

Thanks to everyone for your support during our move.

Cindy, Jennifer and Staff

When I got married 13 years ago, the women in the family gave me a cookbook of family recipes. Here is one that I thought you would enjoy for the spring.

Peach Cobbler – From Aunt Leslie

**Batter**

½ C Flour  
½ C Sugar  
1 tsp. Baking Powder  
Pinch of Salt  
½ C Milk

**Fruit**


2 C Juicy Fruit ( ¼ C sugar added to fresh fruit)

Pour batter into buttered baking dish. Add fruit. Bake at 350 degrees for 40 minutes

Serve with whipped cream or ice cream



# BASICS



## BINDING 101

Saturday, May 25

Skill Level: All Levels

Cari Apostol

Time: 10:30-12:30

If you ever dream of entering your masterpiece quilt in a judged show, you want all the details to be perfect. That includes the binding. In this class we will learn how to create 'invisible' binding - meaning you cannot tell where it began or ended. We will also learn how to do perfectly mitered binding corners. No exotic tools are needed and you'll leave the class with a reference piece showing all the steps along the way.

Fee: \$10

## FROM OUR HEARTS TO THEIRS Quilt

Pat Liesegang

Join us Saturday, June 8th from 10:30a-4p

This is a fun project that makes a great quilt for any age. It's a great quilt to make & give to someone who could use the warmth and knowledge that there are people who care about their well being.

**Light lunch provided.**

Fee: \$20

## ORION'S STAR QUILT

Saturday, April 6

Skill Level: Intermediate

Sharron Meyer

Time: 10:30-3:30

Eleanor Burns has done it again-this time with her Orion's Star quilt. The quilt combines two traditional, well-loved blocks into an exciting new look. The center part of the block is an eight-pointed star and Log Cabin completes the block. Depending on the size of the quilt you want to make, you will have many pattern layouts for your completed blocks and quilt.

Fee: \$30

## MACHINE QUILTING I

Saturday May 18

Skill Level: Beginner/Intermediate

Carol Meka

Time: 10:30-4:30

Carol will guide you step-by-step into the ABSOLUTE freedom of free-motion quilting; meandering, echo, stippling and creating your own overall designs. She will also be covering the importance of thread, batting, proper basting and how to get that huge quilt under your machine! Her unique methods will develop confidence, and beautiful stitches; she promises you will have FUN along the way. This will be a technique class and there will be no main project. We will be practicing on muslin.

Fee: \$60

## FROM OUR HEARTS TO THEIRS BEADS OF COURAGE BAGS

Pat Liesegang

Join us Saturday, June 22th from 10:30a-4p

"The mission of Beads of Courage is to provide art-in-medicine programs for children coping with cancer and other serious illness, their families and the health care providers who care for them. Through Beads of Courage Programs children have **HOPE**, experience **JOY** and find **COURAGE**." 500 bags have been made by the Quiltz staff and customers.

Our mission is to make the bags for the beads. Come join us for a rewarding day of helping with this great program. Everything needed to make the bags is donated. If you have fabric or ribbon you would like to donate simply bring it to Quiltz and tell them it is for Beads of Courage bags. We thank you.

In our continuing effort to provide bags for Beads of Courage Program at Phx Children's Hospital we will again host a bag making class. The last class made over 135 bags in just one day. WOW & thanks to all who participated.

Those bags were donated in honor of Kendall Jensen. Please preregister as space is limited.

**\$10 includes light lunch**

## TRIVET TABLE RUNNER

Saturday, June 1

Skill Level: All Levels

Pat Carpenter

Time: 10:30-1:30

Come have fun making this beautiful and practical trivet table runner. This beautiful runner has three trivets built into the runner! This project is satisfying to make and will make a lovely practical gift for yourself or someone you love.

Fee: \$30

## QUILTING FOR THE CLUELESS - A Beginning Quilting Class

Tuesday, April 2, 9, 16, 23

Skill Level: VERY Beginning


Kenna Hough

Time: 5:45 - 8:00

Have you wanted to try quilting but didn't know where to start or worse, you have felt a bit intimidated by the idea? This is the class for you. During these four sessions you will learn the basics while completing your first quilt. Multiple topics will be covered including fabric selection, rotary cutting, piecing, basting, basic quilting and finishing your quilt. Join this step-by-step class in an atmosphere designed to be relaxed and fun! Please be advised you will have assignments to be completed between classes.

Fee: \$65

# TECHNIQUES



**KALEIDOSCOPE KLINIC**      Susanne Triplett  
Saturday, June 15                      Time: 10:30-4  
Skill level: Intermediate

Welcome to the wonderful world of Kaleidoscopes! In this Klinik Susanne will show you how to use the "Stack-n-Wack" 45-degree triangle tool. Transform similar triangles into fabulous octagonal blocks. Bethany Reynolds "Stack-n-Wack" method will be used. FUN, FUN, FUN                      Fee: \$20

**TAKE 5 Student's Choice**      Cindy Hofmockel  
Sunday May 5 or June 2                      Time: 12-4  
Skill level: All Levels

This is a fun-filled day that allows you to decide what you want to make! Each of the quilts are in the same book, so you can buy the book and know that you will use it more than once! You can choose from the following Quilts - "Walk Around the Block" or "Teacher's Pet". These quilts feature all straight lines which make it the perfect beginner project.      Fee: \$25

**NEW YORK BEAUTY**                      Bobbie Ward  
Sunday, April 21                      Time: 12-4  
Skill Level: All Levels

This project will be making the raised points and wedges using the templates in the back of book. A mixture of batik fabrics works great for this project. Rotating mat works great but not necessary for the template cutting. Try to have your fabric already picked out because the class will take full time slot to make just a few squares. I'll also have a sample of mixing the beauty with drunkards path which uses the same cut-a- round tool. It's always nice to know there is more than one use for the rulers and tools. Hope you have fun learning this new project.                      Fee: \$30

**LEAF BOWL**                      Bobbie Ward  
Tuesday, April 30                      Time:5:30-7  
Skill level: All

Combine your scraps, thread and imagination to create a bowl inspired by nature. We use a new heat set moldable product to get its shape. Come join us to try out this new product.                      Fee: \$10

**BASIC BEGINNING QUILTING**  
Sharron Meyer & Susan Sochacki  
April 17, 24, May 1, 8, 15, 22, 29, and June 5.  
Skill level: Beginning/Intermediate      Time: 10:30a-12:30p

This is an eight week program that will take you from rotary cutting to a finished quilt in weekly two-hour classes. You will learn the basics of rotary cutting, accurate piecing of two simple blocks, machine quilting, and binding your 39" x 48" size quilt. In addition, we love to toss in tips and tricks along the way. You must be comfortable using your sewing machine and prepared to do the weekly homework on your project. If you ever wanted to make a quilt and had no idea where to start, we have the perfect solution for you!

Fee: \$90-plus \$15 for handbook (collected at 1<sup>st</sup> class)  
This fee total for all 8 classes

**BEGINNER WOOL**                      Donna Travers  
Tuesday, April 30                      Time: 10:30-12:30  
Skill Level: Beginner

If you are interested in learning how to work with wool, this is the class for you. You will be making a wool pincushion and will leave with a finished project and beginning knowledge of wool.      Fee: \$20

**WOODLAND STREAM QUILT**                      Sharron Meyer  
Saturday, April 27                      Time: 10:30-3:30  
Skill level: Intermediate

Don't be afraid of sewing curves! They can really be a lot of fun and are much easier than you imagined. This quilt will "take the fear away" and you will be rewarded with a charming table topper that could also serve as a baby quilt...or you can make enough blocks for a larger quilt if you so desire.                      Fee: \$30

**HAND APPLIQUE BASICS**                      Susan Stephenson  
One-on-One Personal Instruction  
By Appointment Only  
Skill Level: Beginner or Experienced (Refresher Course)

Hand Applique' Basics introduces the student to the fine art of Needle-Turn applique'. Class instruction is based on the Book: Baltimore Basics - Album Quilts from Start to Finish. Each lesson (14 total) presents a new hand applique' sewing technique. Completion of a Baltimore Album Sampler Book (see shop display) or small wall hanging is possible as a Keepsake of all the sewing techniques studied. Join me in personal one-on-one instruction to enhance your hand applique' skills!  
Fee: \$85 for 7 lessons (Introduction, Paper-Cut, and Lessons 1-5)  
\$85 for 7 lessons (Lesson 6 through Lesson 12)  
(Plus \$20.00 registration fee, collected at 1st class)

**FLOWER TABLE TOPPER**

Pat Carpenter

Sunday, April 7 from 12:30 - 3:30 or Saturday June 1 from 2-5

Skill level: All

Come have fun making this beautiful flower table topper that can easily be extended into a beautiful table runner. This project is satisfying to make and will make a lovely gift for yourself or someone you love.

Fee: \$30

**CLASSMATE BAG**

Pat Liesegang &amp; Susan Sochacki

Saturday, May 4

Time: 10:30-4

Here's a great folded bag to take to class, travel with or give as a gift. Lots of pockets - fill 'em, fold 'em, and go!

Fee: \$30

**SINGULAR SENSATION TABLERUNNER**

Bobbie Ward

Tues, May 7 from 5:30-8 or Sunday, June 23 from 1 - 3:30

Skill level: All

This is a great book for any quilter to have in their library. We will be doing a choice of the 3 table runners in the back of the book. The squares are all the same technique but are changed by size and/or color placement. Fun to see what we come up with to maybe use in a quilt in the future. Top could be completed in the 2 ½ hour class.

Fee: \$20

**OKEY DOKEY OWL**

Leslie Foley

Saturday, May 25

Time: 12:30-3:30

Skill Level: ALL

We will be making a very cute Owl. He stands 12 inches tall when finished. This is a perfect gift for all the bird lovers in the family.

Fee: \$23

**SHABBY SOAP HOLDER**

Leslie Foley

Saturday, April 20

Time: 10:30-1:30

Skill Level: All

Shabby Soap class you will be able to make one figurine that is great for decoration, or a great gift, because of the soap also make your house smell nice.

Fee: \$23

**SPECIAL DAY, ASK SUE**

Sue Bushmaker

Saturday, April 13, May 11, or June 15, 29

Time: 10:30-4

Come work on your current project and bring any questions that you are having on your work. Sue will help you troubleshoot and get you back on target to finishing. Sue will also help you with embroidery.

Fee: \$15

**LOCKER HOOK**

Leslie Smith

Saturday, April 13

Time: 10-12

Skill level: Beginning

A hook and twine will get you started to make a hot pad. I will supply you with a few strips of fabric and a small canvas for you to start with a small pot holder. Bring a friend and join us for a fun class to learn Locker Rug Hooking! This technique is a simple, fast, and fun way to make rugs. You can use the fabric stash you already have on hand to make a scrappy rug or purchase matching fabric to make a more stylized rug. All you need are a few simple tools, fabric, and an hour to learn. So, grab a friend and your supplies and come join us for this fun class of Locker Hook Rugs.

Fee: \$30

**IT'S A MYSTERY TO ME**

Cari Apostol

Monday, May 20- July 15, 2013

Time: 10:30-12:30

Skill Level: All Levels

It's A Mystery! And it will be revealed over an 8 week period. I can tell you the quilt can measure about 60" Square - or however big (oblong or square) you want to make it (oops, more mystery!) We will meet to choose fabric (or get guidance) and get cutting instructions the First Week...then the Mystery will begin to unfold as we come together over the following 7 weeks. I'd love to tell you more...but I'm sworn to secrecy!!!

Fee: \$50



### CONFETTI CUPCAKES

Vanessa Fromm

Saturday , April 20 or Sunday June 16

Time: 10:30-1:30 or 12:30-3:30

Skill level: Intermediate

Confetti Cupcakes - Create one of with these delicious cupcake tea towels using a new take on fusible applique. Using "confetti" applique and actual fabric confetti you can add a touch of sweetness to your designs!

Fee: \$25

### HOT FLASHES

Cindy Hofmockel

2<sup>nd</sup> Sunday

Time: 12:15-4

Skill level: Beginning/Intermediate

With a name like "Hot Flashes," you know that this is going to be a fun quilt to make. This quilt features twelve distinctive blocks. You will learn several techniques that you will use over and over as you make future quilts.

This class is scheduled for 6 monthly Sunday afternoon sessions and will end in October -which will allow you time to have your project quilted before Christmas! Think how beautiful this project would be as a Christmas quilt on your bed or as a gift for someone special.

Come make a fun quilt and meet new friends!

Fee: \$45



## CLUBS



### NORTH AMERICAN MYSTERY QUILTS

Dawn Pedersen

Sunday, May 26

Time: 12-4

Skill level: All Levels

Fun, fun, fun as we discover the pattern and solve the mystery of each quilt. You will learn multiple ways to use your blocks, as well as a bit of history about our United States. You will want to make more than one. Two color choices will be available for each quilt. See you in class.

Fee: \$25/per class

### BYOP (Bring Your Own Project)

Staff

2<sup>nd</sup> Friday of each month

Skill level: All levels

Time: 5p-11p

The second Friday of every month we get together to share our love of quilting. We sew, we laugh, we play a game, we show-n-tell, we eat, but most of all enjoy the time to be with our friends in a relaxing environment. Bring a little project you have been meaning to get to but haven't, something that just needs a little finishing up, or maybe you just want to come visit with other quilters. The store is open from 5 to 7 p.m. for BYOP participants only. Bring a drink for yourself and a snack to share. Fee: \$10/per session

### MONTHLY STASH SAMPLER QUILT

Dawn Pedersen

Saturday, April 13, May 11, June 15

Tuesday, April 23, May 28, June 25 Time: 10-11

Join us once a month while we create this beautiful sampler quilt. You will receive patterns for two blocks each month to be completed using fabric from your beloved stash. You will bring your two completed blocks in the following month in order to receive the next two patterns. At the first meeting we will focus on the colors and composition of the quilt. Count on having your quilt completed by year-end. This class offers you an opportunity to use all your creative skills in color, design and quilt completion. You will also have a pattern you will want to use again and again. We are scheduling this class on the same day as "Ask Sue" so you will be able to finish your blocks the same day, as well as enjoy a day of quilting and sharing with friends.

Fee: \$10/per class

### CREATIVE DIVAS

Donna Travers

3<sup>rd</sup> Tuesday of each month

Time: 10:30-12:30

We are continuing an old club with a new name. Thimbleberries is changing its name to Creative Divas and we are going to change our fabric to **Moda** Kansas Troubles. I am looking forward to using the book - "10 Years and Counting" by Kansas Troubles. Please come and see the new fabric that we are going to be working with.

Fee: \$40 for the year

### ASK SUE

Sue Bushmaker

Dates: Last Tuesday and Wednesday of the month

Skill Level: All Levels

Time: Varies Check Calendar

Have you had problems understanding a pattern? Can't figure out how to use your serger or embroidery machine? Need a little guidance on how to put assemble you latest project. Come to Ask Sue. I will be in the classroom during the day sewing but will help with any challenges and to answer any questions that you have. Come and sew. Look for your new project and don't be afraid to tackle it.

Fee: \$15/session

# 2013

	1 BIRTHDAY	2 WOOL - BOM 10:30-12:00 Quilting for the Clueless 5:45 -8 Hand Applique Basics	3	4 Open Sew -Wool 10-12 Hoopster - Demo & pickup only 1-3	5 Lunch Bunch	6 Orion's Star 10:30-3:30
7 Flower Table Topper 12:30-3:30	8	9 Sunrise Stitchers Hand Applique Basics Quilting for the Clueless 5:45 -8	10 Private event 10-12 Redwork & English Paper Piece Club 1:30-4:30	11  Smocking Guild 6:30-9	12 BYOP 5p-11p	13 Ask Sue Special Day 10:30-4 Locker Hook 10:30-12:30 Monthly Stash Sampler Quilt: 10-11
14 Heartland Stars BOM 12:30-3:30	15	16 Creative Divas 10:30a-12:30p Quilting for the Clueless 5:45-8 Hand Applique Basics	17 BBQ 10:30-12:30	18	19 Hoop Sister - Feather stars 10-5	20 Shabby Soap Holder 10:30-1:30 Confetti cupcake 10:30 -1:30
21 New York Beauty 12-4	22	23 Monthly Stash Sampler Quilt: 10-11  Quilting for the Clueless 5:45 -8 Hand Applique Basics	24 BBQ 10:30-12:30	25	26	27 Woodland Stream Quilt: 10:30-3:30
28	29	30 Beginning wool 10:30-12:30 Ask Sue 10:30-4 Leaf Bowl Class 5:30-7			<h1>April</h1>	

<h1>MAY</h1>			1 BBQ 10:30-12:30  Ask Sue 1p-4:30p	2 Open Sew - Wool 10-12 Hoopster - Demo & pickup only 1-3	3 Lunch Bunch	4 Class Mate Bag 10:30-4
5 Take 5 12-4	6	7 WOOL - BOM 10:30-12:00 Single Sensation Table runner 5:30- 8 Hand Applique Basics	8 BBQ 10:30-12:30  Redwork & English Paper Piece Club 1:30-4:30	9  Smocking Guild 6:30p-9p	10 BYOP 5p-11p	11 Ask Sue Special Day 10:30-4 Monthly Stash Sampler Quilt: 10-11
12 Closed	13 Sunrise Nat'l Teacher	14 Sunrise Stitchers  Hand Applique Basics	15 BBQ 10:30-12:30	16	17 Hoop Sister - Feather stars 10-5	18 Machine Quilting 10:30-4:30
19 Hot Flashes BOM 12:30- 3:30	20 It's a Mystery to Me - 10:30-12:30	21 Creative Divas 10:30a-12:30p Hand Applique Basics	22 BBQ 10:30-12:30	23	24	25 Binding 101 10:30-12:30 Okay Dokey Owl 12:30-3:30
26 North American Mystery Quilt - 12-4	27 Closed	28 Ask Sue 10:30p-4:30 Monthly Stash Sampler Quilt: 10-11	29 BBQ 10:30-12:30  Ask Sue 1p-4:30p	30	31	

Store Hours: Mon - Sat: 10-5; Sun: 12-4; Tuesday Open Until 8pm

# JUNE

						1 Trivet Table Runner 10:30- 1:30 Flower Table Topper 2-5
2 Take 5 12-4	3 It's a Mystery to Me - 10:30-12:30	4 WOOL - BOM 10:30-12:00 Hand Applique Basics	5 BBQ 10:30-12:30	6 Open Sew -Wool 10-12 Hoopster - Demo & pickup only 1-3	7 Lunch Bunch	8 From our Hearts to Theirs 10:30-4
9 Hot Flashes BOM 12:30- 3:30	10 It's a Mystery to Me - 10:30-12:30	11 Sunrise Stitchers  Hand Applique Basics	12  Redwork & English Paper Piece Club 1:30-4:30	13  Smocking Guild 6:30p-9p	14 BYOP 5p-11p	15 Ask Sue Special 10:30-4 Monthly Stash Sampler Quilt 10-11 Kaleidoscope 10:30-4
16  Confetti cupcake 12:30 -3:30	17 It's a Mystery to Me - 10:30-12:30	18 Creative Divas 10:30-12:30 Hand Applique Basics	19 Sunrise	20	21 Hoop Sister - Feather stars 10-5	22 Beads of Courage 10:30-4
23 Single Sensation Table runner 1-3:30	24 It's a Mystery to Me - 10:30-12:30	25 Ask Sue 10:30p-4:30 Monthly Stash Sampler Quilt 10-11 Hand Applique Basics	26 Ask Sue 10:30-4p	27	28	29 Ask Sue Special Day 10:30-4
30 Meet The Teacher 12p-2p						

## Basic Sewing Supplies List

- Thread
- Rotary Cutter (with sharp blades) and mat
- Scissors (paper and fabric, thread)
- Pins
- Seam Ripper
- Pencil/Pen and paper
- Ironing pad and small travel iron
- Thimble (for handwork if needed)
- Power strip - just in case

If your class supply list says to bring your machine:

- Sewing machine in good working order with all accessories, including manual, foot, and cord. Sewing machine feet required for class.
- Extra machine needles
- Good quality Thread

## Classroom Policies

### Our Class Dos:

- \* **Do** pay ahead of time to ensure your spot. Payments may be made in the store, or by phone with a credit card.
- \* **Do** show your receipt of registration to receive 20% off on class supplies only (we are not able to give 20% off after class has occurred)
- \* **Do** bring your supplies to class.
- \* **Do** be on time.
- \* **Do** cancel a class ahead of time. You may do so up to 3 days prior to class and receive a store credit. You could also have someone else take your place in class. (unfortunately we will not be able to credit once the class has occurred)



# CLUBS - CONT...

## BLOCK OF THE MONTH -WOOL SERIES

1<sup>ST</sup> Tuesday of each month

Donna Travers

Time: 10:30-12

If you love working with Wool, this is the project for you. You can hang this on a scroll stand or you can put the blocks together and make a quilt out of it. Kits and patterns will be available each month or use your own wool.

Fee: \$40 for the year

## ENGLISH PAPER PIECING CLUB

2<sup>nd</sup> Wednesday afternoon of each month.

Skill level: All Levels

Sharron Meyer

Time 1:30-4:30

If you love to do handwork and portable projects, won't you consider joining us for an afternoon of English paper piecing. We are a warm and friendly group who stitch, chat, and share ideas with each other for a very enjoyable afternoon each month. This will be an opportunity to relax and enjoy meeting some new friends while stitching the time away. Just bring along the project you are working on or consider starting something new.

We will be sharing the classroom space with the monthly Redwork club so lots of creative vibes will be floating around! Fee: \$8/month

## REDWORK HAND EMBROIDERY CLUB

Sharron Meyer

2<sup>nd</sup> Wednesday afternoon of each month.

Time 1:30-4:30

Skill level: All levels

If you have a love of redwork hand embroidery and would like to spend some time on a monthly basis with ladies of a similar mindset, won't you consider joining us on the 2<sup>nd</sup> Tuesday afternoon of each month? This will be an opportunity to relax and enjoy meeting some new friends while stitching the time away. Just bring along the project you are working on or consider starting something new.

We will be sharing the classroom space with the monthly English paper piecing club so lots of creative vibes will be floating around!

Fee: \$8/month

## Clubs that meet regularly at Quiltz:

Lunch Bunch - Meets 1<sup>st</sup> Friday

Sunrise Stitchers - Meets 2<sup>nd</sup> Tuesday

Smocking Guild - 2<sup>nd</sup> Thursday

Contact individual groups about joining/membership.

## WOOL OPEN SEW

1<sup>ST</sup> Thursday of each month

Skill level: All levels

Time:10-12

Come and bring your unfinished project or start a new one. We have fun sharing our knowledge of wool and making new friends. Come and enjoy the friendship and the good time.

Fee: \$5/month

# Next Meet The Teacher

# June 30 12p-2p

