

SueNami - Quilt Etc. Staff

SueNami is an unusual Hunter's Star medallion-style layout. Bright Batiks or printed cotton fabrics, set with a dark border will make this quilt a beautiful favorite.

Techniques taught for this quilt use Rapid Fire Hunter's Star ruler.

Wednesday August 14th

6:30 - 9:00 pm **Free Class** with pattern and kit purchase or \$15.00

How to set-in Y Seams

Sandra Mack

Are you "Y" seam challenged when doing a Bride's Bouquet or an 8-pointed star? Come learn some techniques to make these blocks easier. Thursday August 15th

6:30 - 8:30 pm \$15.00

Mystery Quilt

Sundee Petersen

Do you enjoy a good mystery? You choose the fabric we will provide the clues, and even make lunch! With minimum fuss and lots of fun, at the end of the day you'll have new friends, lots of memories and a new quilt top. Saturday August 17th

10:30 - 4:30 pm \$30.00

class includes lunch

Bats in the Rug

Susanne Tanner

Choose fabrics to make your own custom scatter rug. Sew strips filled with batting in this easy technique to make a rug small enough for your bathroom or big enough for your dining room.

Prep class Monday August 19th

7:30 - 8:30 pm

Workshop class Wed. Aug. 28th

6:30 - 9:00 pm

\$15.00 plus pattern

5 O'clock - Karen Bennett

Learn a fast and easy way to make Dresden blocks. Choose from one of the new fabric lines or go completely scrappy to use up leftovers. Tuesday August 20th

6:30 - 9:00 pm \$15.00 plus pattern

Tessellating Stars - Q.E. Staff

A tessellation is created when a shape is repeated over and over again covering a plane without any gaps or overlaps. Using 2 inch strips cut from only 18 fat quarters create this tessellating stars quilt.

Thurs. August 29th 6:30 - 9:00 pm

Free Class and pattern with kit purchase, or Class only \$15.00

Scrappy Spinners

Debra Williams

Great class for beginners! Spinning blocks are set with alternate blocks to complete this easy and fast project. Friday August 30th

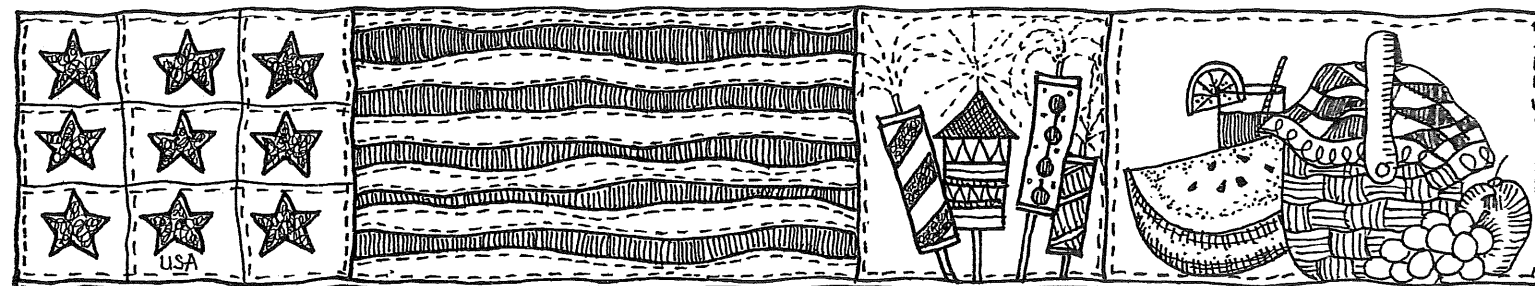
6:30 - 8:30 pm \$15.00

Quilt Etc. - PH: (801) 255-2666

www.quilt-etc.com

Class Policies

Class fees are non-refundable and non-transferable, No visitors, children or cell phones in class.



Summer Open House 2013 & Class Registration

Friday June 7th

10am - 9 pm

&

Saturday June 8th

10am - 5 pm

All of our new class samples will be on display.

Quilt Etc. & The Handmaiden Summer Classes

Featherweight Maintenance Workshop

Lee Stout

Keep your fantastic little machine sewing for many years to come! Don't miss Lee's Featherweight Maintenance Workshop. It will empower you to care for your own machine.

Machines must be in good working order (able to sew) at class. Monday June 10th 6:30 - 8:30 pm \$15.00

Beginning Rotary Cutting

Jane Anselmo

Struggling to make seams meet? Perhaps it's your rotary cutting. Get back to basics with a rotary cutting class and see if you're piecing gets easier. Beginners and established quilters, let's see if we can make your quilting a lot more fun. Monday June 17th

6:30 - 8:30 pm \$15.00

Bessy & Ester Pioneer Dolls

Pauline Davenport

Class @ The Handmaiden

Celebrate the Utah Pioneers by making Bessy and her little doll Ester as they traveled across the plains all dressed in 1800's fabric. Monday June 17th 6:30 - 9:00 pm \$15.00

Stacking Summer Fun - Cindy Stamm

Class @ The Handmaiden

All the things you think of for summer, especially the 4th of July! This project is all made with wool felt. Tuesday June 18th 6:00 - 8:30 pm \$15.00

Polar Opposites - Quilt Etc. Staff

Showcase cut-outs from a pre-printed panel in a quick and easy lap quilt. Borders can be added to increase the size to twin.

Wednesday June 19th 6:30 - 9:00 pm **Free Class** with kit purchase and pattern or \$15.00

Flirty Scarf - Ellen Grundvig

Class @ The Handmaiden

This ever so popular flirty scarf works up so fast you'll want to make one in every color.

Wednesday June 19th 6:00 - 7:00 pm

Free class with yarn purchase


Quilt Etc.

11 East Main Street

Sandy, Utah 84070

PH: (801) 255-2666

www.quilt-etc.com





Quilt of the Month
Quilt Etc. Staff

Great for all skill levels and a fun way to meet new friends.

Finish a small quilt every month. At the end of the 12 months you will have a wall quilt for each season. Each month's quilt is a surprise, but we'll show you our past ones.

Third Sat. each month
10:30 – 12:30 pm \$25.00 per year registration plus \$15.00 each month includes fabric kit, pattern and class.

On the Docket Series June, July & August - Jodi Warner

Create a mini monthly banner to display on a shelf or table top. Techniques focus on machine paper foundation piecing with dimensional details. Purchase kits to make it even simpler. Saturday June 22nd, July 20th & Aug 17th 10:30 – 1:00 pm \$15.00 each class plus pattern.

Basic Machine Maintenance - Lee Stout

Regular sewing machine maintenance is something you can do yourself. Cleaning and oiling your machine will keep it in working order and ready when you need it. You should clean your machine regularly – after every use if you can. But let's be honest who does that? Lee will show you how to clean and maintain your machine for smooth sewing and to prevent unnecessary wear and tear. Monday June 24th 6:30 – 8:30 pm \$15.00

Knit Wits - Ellen G. Class @ The Handmaiden

Knitting and crocheting are great portable projects. Come learn the basics or refresh your skills. Choose any of the projects displayed or choose one of your own. Fourth Tues. each month 6:00 – 9:00 pm \$15.00 (\$10.00 each for 2 or more months)

Hexagons and Vines Sandra Mack

Turn back time and learn English paper piecing. While traveling to your favorite vacation spot, this take along project will be finished in no time. Surrounding the quilt is a beautiful paper pieced vine and floral border that is machine appliqued. Wed. June 26th 6:00 – 9:00 pm \$15.00 plus book

My Time

Have you ever wanted to be involved in your own quilt group and make new friends? We have the space, you make the plans. You can make any quilt you would like and finish projects all with the help of our expert staff. Fourth Thursday each month 10:30 am
Cost: FREE

Aztec Sun - Jayne Clayton

Foundation paper piecing is used in making this unique solar wall hanging. Five coordinating colors are all you need to create an out of this world project. Thursday June 27th 6:30 – 8:30 pm \$15.00 plus pattern

Quilt Etc. - PH: (801) 255-2666
www.quilt-etc.com

Hearthside Seasons - Quilt Etc. Staff
Simple strip piecing and machine applique using Kim Diehl's new fabric line, from Henry Glass, is a great way to get a holiday looking quilt or wall hanging started. This two time class teaches you tricks for quick machine piecing and machine applique. Thursday July 25th and August 1st 6:30 – 9:00 pm Free **Class and pattern** with kit purchase. Class only \$30.00

Crazy for the Holidays - Ellen Grundvig
Get a head start on your holiday projects! Pick your favorite event and make a crazy quilt to help you celebrate. Choose one of the projects on display or pick your own crazy celebration. This stack and slash technique is fun for all skill levels and the class will cover any buggy barn pattern. Sat. July 27th 1:00 – 4:30 pm
\$15.00 plus book

Can you tell me how to get to Sesame Street? - Chris Dunn

This is a great way to use a fabric panel. Cut up the Sesame Street characters and border them for a window effect. Every boy and girl would love to have this quilt. Monday July 29th 6:00 – 8:30 pm
\$15.00 includes pattern

Pearl District - Q.E. Staff

The pearl-like circles in this runner showcase your favorite fabrics beautifully! Charm packs work really well for this project, but any variety of fabrics work great. **Free Class** with pattern and kit purchase Tuesday July 30th 6:30 – 9:00 pm or \$15.00 plus pattern

Machine Appliqué - Sandra Mack

Learn a new fast way to do machine appliqué. We will be practicing on hearts. This technique looks so good you can't tell that it hasn't been done by hand. Wed. July 31st 6:30 – 9:00 pm \$15.00

Sew Spooky or Spooky Hollow Q.E. Staff

Ghoulish fun can be found creeping throughout these pieced and appliqued blocks giving each one a touch of Halloween whimsy. Both of these quilts will be taught in six classes and will be finished before the end of September.

Free Class with pattern and kit purchase, or \$10.00 each class plus pattern Sew Spooky kit and pattern 6 @ 27.95 each Spooky Hollow kit & pattern 6 @ 16.95 each Classes 10:30 or 6:30 pm August 12th, 19th, & 26th and September 9th, 23rd, & 30th
Accessory kits sold separately

T-Shirt Quilt - Ellen Grundvig

A T-shirt quilt is the perfect way to preserve memories. Learn how to cut and stabilize t-shirts, then design a one-of-a-kind quilt. Prep-class Tuesday August 13th 6:00 – 7:30 Design class Sat. August 24th 12:30 – 4:30 pm \$20.00

Zipper - Quilt Etc. Staff

The Zipper quilt showcases Moda's fabric line Happy – go – Lucky designed by Bonnie and Camille. Easy strip quilt is great us of Moda's Jelly Rolls, or cut your own choice of prints. Tues. August 13th 6:30 – 9:00 pm Free **Class** with pattern and Jelly Roll Purchase or \$15.00

Borders and Bindings - Sandra Mack

Learn the correct way to apply your borders and bindings to avoid waves. Take the mystery out of scalloped and mitered borders. We will also learn how to finish your quilt with the simplest technique to make straight and bias binding. Wed. Aug. 14th 6:30 – 8:30 pm \$15.00 plus \$5.00 for kit

Quilt Etc. Hours:

Mon. – Fri. 10 am - 9 pm
Sat. 10 am – 5 pm
Closed Sunday
www.quilt-etc.com



Beach Side Bungalow – Q.E. Staff

The seemingly intertwined rings of color really shine when set against a dark background fabric. This quilt is great for jelly rolls! Friday June 28th 6:30 – 9:00 pm Free Class with Jelly roll and book purchase or Class only \$15.00



Weave it to Me - Sydney Larson

With careful color placement take your two favorite fabrics and using simple piecing techniques weave them into a stunning quilt. This is a perfect project for beginners. Friday June 28th 6:00 – 8:30 pm \$15.00 plus pattern



Kimba - Staff

Jungle animals are the main focus on this baby quilt in brown or pink. With rotary cutting and quick machine piecing you will finish this quilt top before you leave class!

Free pattern and class with kit purchase. Sat. June 29th 10:30 – 1:00 pm or class only \$15.00



Minky Quilt As You Go

Krickett Iorg

This will be your favorite quilt ever! Strip piecing and quilt as you go, so when you're done sewing your done quilting too! The hardest part will be choosing the colors.

Monday July 1st
6:30 – 9:00 pm \$15.00

Quilt Etc.

11 East Main Street
Sandy, Utah 84070
PH: (801) 255-2666
www.quilt-etc.com



Jo's Little Women Club 2013

Susan and April Callaway

Please join us each month as we journey back to the Civil War era through the fabrics and monthly patterns created by Jo Morton! We will discuss quilt history, tips and tricks, have show and tell, and create new friendships. First Tuesday each month 10:30 am or 6:30 pm \$18.00 for year registration + \$18.00 kit each month.



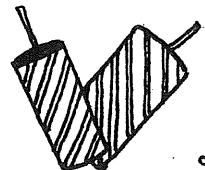
Punch Needle - Kathy K.
Class @ The Handmaiden

Punch needle embroidery is the latest craze in needle art. It's relaxing, easy and fun! We offer instructions, a complete kit with frame and a fantastic evening out for just \$25.00. Punch needles are available for you to try and can be purchased at The Handmaiden. Join one of our classes and see the new designs for 2013! Our designs are new and unique each month, you will love the beautiful colors of Valdani threads. July 2nd August 6th and September 3rd 6:30 – 9:00 pm



Just Can't Cut It - Staff

Love those big prints but can't figure out what to do with them? Feature one in this simple yet stunning quilt! Works beautifully with scenic and novelty prints also. Pattern includes options for baby to king size quilts. Tuesday July 9th 6:30 – 9:00 pm Free Class with Kit and Pattern purchase or class only \$15.00





Gracie Lemoyne Stars - Lynda Babcock

Do you love the look of a Lemoyne Star, but dread the Y-seams? Don't be afraid any longer! With the Rapid-fire Lemoyne Star ruler you can strip piece this stars in no time and no Y-seams. Thurs. July 11th
6:30 – 8:30 pm \$15.00 plus pattern

Beginning Paper Piecing - Debra W.

Learn how simple paper foundation piecing is and make a cute baby quilt with airplanes. You will learn how easy it is to get perfect results every time. Friday July 12th 6:00 – 9:00 pm \$15.00

Line by Line - Staff

Line by Line is fun to assemble as it sparks your creative side. Varied lengths of narrow strips repeated within a large block allow fabrics to flow together.

Monochromatic fabrics are great in this pattern. Sat. July 13th 10:30 am – 1:00 pm
Free Class with pattern and kit purchase.
Class only \$15.00

Kawinda - Chris Dunn

Feel like you are on safari when you sleep under this jungle print quilt. Large animal squares with strip piecing will bring out the wild side in you. Monday July 15th
6:00 – 8:30 pm \$15.00 pattern included

The Point of Plaids - Stephanie McGee

Make this quilt from woven plaids or flannel plaids, both make beautiful stars. Learn to make half square triangles with a few added tricks to make this old favorite a success. Monday July 15th

6:00 – 8:30 pm
\$15.00 plus pattern

Quilt Etc.
11 East Main Street
Sandy, Utah 84070
PH: (801) 255-2666
www.quilt-etc.com

Story Time - Ellen Grundvig

Sew a classic storybook for your favorite little ones. This quick project makes a great "quiet" book that you can complete in class. Over a dozen books to choose from. Tuesday July 16th
6:00 – 9:00 pm \$15.00
plus supplies

Family Tree - Sandra Mack

You won't believe how simple this fabulous appliqued quilt is to make. All the pieces are pre-cut shapes, so basic machine piecing and machine applique is all you need create a masterpiece. Sat. July 20th & 27th 1:00 – 4:00 pm **Free pattern and class** with kit purchase
class only \$30.00

Get Hexed - Jan Heffernan

Love the look? Chicken to try it? Take the mystery out of hexagons with this log cabin style technique. Start with Moda pre-cut honeycomb hexagons or make your own. Add 2 ½" strips and the wow factor can be achieved. Monday July 22nd 6:30 – 9:00 pm \$15.00

Project Bags - Q.E. Staff

Great for organizing all your projects, these handy totes come in four sizes have sturdy quilted bases, zippered closure and a see through vinyl window which allows you at a glance to see what is in each bag. Quick and easy to make, great gift idea too! **Free Class** with kit and pattern purchase.

Mon. July 22nd
6:30 – 9:00 pm

