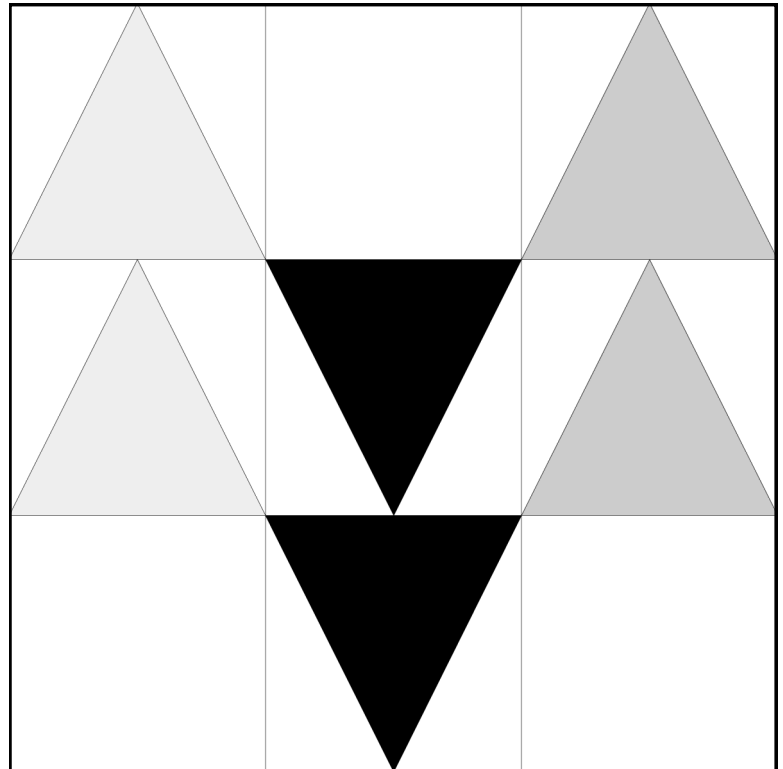


*Needle  
in a  
Hayes Stack*


## Which Way Block

### Block 2

January 14, 2015




Finished Block Size is 12" x 12"




Cut 3 - 4 1/2" x 4 1/2", **Square**


Cut 6 - 4 1/2" x 3 1/16", **Rectangles**, to make 6 pairs of **HTT\***



Use 4 1/2" strip to cut 2 **TT\***



Use 4 1/2" strip to cut 2 **TT\***

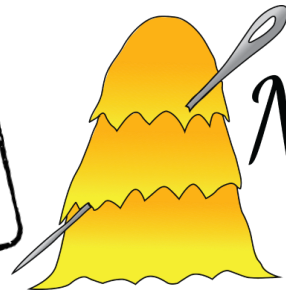



Use 4 1/2" strip to cut 2 **TT\***

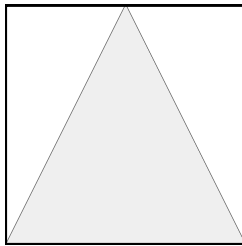


*TT\* - Tall Triangle*

*HTT\* - Half Tall Triangle*

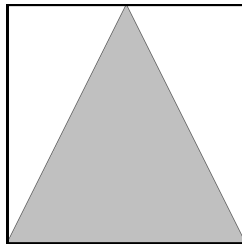


*Needle  
in a  
Hayes Stack*




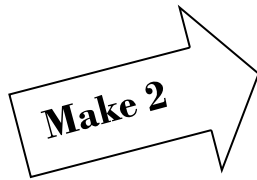
**Light Tall Triangle Unit**

Combine 1 Light TT with a pair of **HTT**



**Medium Tall Triangle Unit**


Combine 1 Medium TT with a pair of **HTT**



**Dark Tall Triangle Unit**

Combine 1 Dark TT with a pair of **HTT**

# The Goddess Block Project



## Needle in a Haystack

Combine 3 - 4 ½" x 4 ½", Squares with  
2 - Light Tall Triangle Units,  
2 - Medium Tall Triangle Units and  
2 - Dark Tall Triangle Units to make the  
**Which Way Block.**

