

Down to Earth Panel Quilt



by THE BUGGY BARN



Free Quilt Pattern

53" x 53"

49 West 37th Street
New York, NY 10018
Tel: 212-686-5194 fax: 212-532-3525
Toll Free: 800-294-9495
www.henryglassfabrics.com



Henry Glass & Co., Inc.



DOWN TO EARTH

BY THE BUGGY BARN



8081 P-99



8068-32



8068-36



8068-93



8082-33



8082-38



8082-99



8083-33



8083-38



8083-99



8084-33



8084-38



8084-99



8085-33



8085-38



8085-99

DOWN TO EARTH PANEL QUILT

By the Buggy Barn
53" x 53"

YARDAGE

8081-P One Panel

1/2 yd 7861-33 Creamery Neutral Collection (light)

1/2 yd 8082-33 Caramel Tossed Wheat

1/2 yd 8083-33 Caramel Tossed Tulips

1 yd 8085-99 Black Climbing Vines (inner border)

3/4 yd 8083-99 Black Tossed Tulips (binding)

1/4 or FQ each:

8068-32 Caramel Starflower

8068-36 Chocolate Starflower

8068-93 Black Starflower

8082-99 Black Tossed Wheat

8083-38 Chocolate Tossed Tulips

8084-33 Caramel Foulard

8084-38 Chocolate Foulard

8084-99 Black Foulard

8085-33 Caramel Climbing Vine

8085-38 Chocolate Climbing Vine

Suggested Backing 3 yds 8085-33 Caramel Climbing Vines

- Seam allowance is 1/4".
- WOF=width of fabric
- HST=half square triangle
- Important! - Press in direction of the arrows.

CUTTING REQUIREMENTS

Panel 8081-P

Cut four smaller panel squares 8-1/2" x 8-1/2"

Cut large panel square 16-1/2" x 16-1/2"

From assorted Lights 7861-33, 8082-33, 8083-33, Cut a TOTAL of:

(176) 2-1/2" squares for flying geese (outer border)

From the same lights and Mediums 8068-32/36, 8083-38, 8084-33/38, 8085-33/38, Cut a TOTAL of:

(24) 2-7/8" squares for half square triangle blocks

8085-99 Black Climbing Vine

(4) 2-1/2" x 18-1/2" strips for inner side borders

(4) 2-1/2" x 20-1/2" strips for inner top and bottom borders. Save remaining fabric to use in the quilt.

8083-99 Black Tossed Tulips

(6) 2-1/2" x wof strips pieced together end to end for binding. Save remaining fabric to use in the quilt.

From assorted Mediums and Darks 8068-93, 8082-99, 8084-99, 8083-99, 8085-99, Cut a TOTAL of:

(88) 2-1/2" x 4-1/2" rectangles for flying geese border
(24) 2 7/8" squares for half square triangle blocks

From remaining Light, Medium and Dark assortment:
A TOTAL of (32) 2-1/2" x 6-1/2" rectangles

CONSTRUCTION

FLYING GEESE

Place a 2-1/2" assorted light square on one end of 2-1/2" x 4-1/2" assorted dark rectangle. Sew from corner to corner, trim. Repeat on the opposite end of the rectangle. Make 88 flying geese.



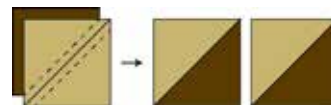
Make (88)

Sew (22) flying geese units together as shown for a border strip. Make (4) border strips.



HALF SQUARE TRIANGLES

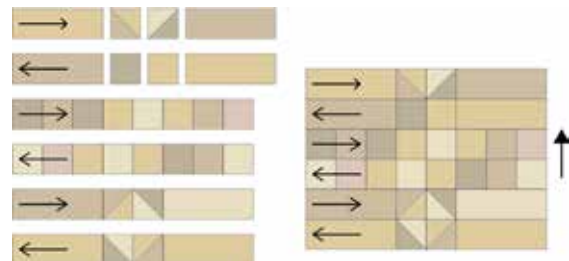
Draw a line from corner to corner on an assorted light or medium 2-1/2" square. Place the square, right sides together, on an assorted dark 2-1/2" square. Sew 1/4" from each side of the drawn line. Cut apart on the line. This makes (2) half square triangles. Make total of (48) half square triangles.



Make (48)

QUILT TOP ASSEMBLY.

Side Sections: Arrange (6) HST, (18) assorted 2-1/2" squares, and (8) assorted 2-1/2" x 6-1/2" rectangles as shown. Press in the direction of the arrows. Make (4). (The pressing is the same for all side sections.)



Make (4)

Corner Sections: IMPORTANT - PLEASE REFER TO THE QUILT DIAGRAM ON THE NEXT PAGE FOR PRESSING DIRECTIONS

1. Referring to the quilt diagram, join (4) assorted 2 1/2" squares. Make (8) sets. Sew one set to each side of an 8-1/2" panel square. Make (4).
2. Join (6) assorted 2 1/2" squares. Make (8) sets. Join one set to the top and bottom of a block. Make (4).



Referring to the quilt diagram, layout the corner blocks, side sections and the 16-1/2" center panel square. Sew sections together as a 9-patch.

INNER BORDERS

Sew (2) HST as shown. Make (4).



Sew a 2-1/2" x 18-1/2" 8085-99 Black Climbing Vine strip to each side of a HST unit. Make (2) for side borders.

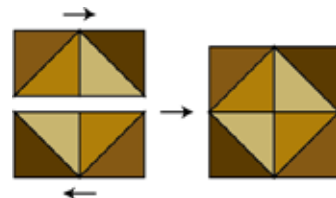


Add these to the quilt top. Press toward the borders. In the same manner, sew a 2-1/2" x 20-1/2" 8085-99 Black Climbing Vine strip to each side of a HST unit. Make (2) for top and bottom borders. Sew to the quilt top. Press toward the borders.

FLYING GEESE BORDER

Sew a flying geese border to each side of the quilt top. Join (4) HST together as shown: Make (4).

Add a HST unit to each end of the two remaining flying geese border strips. Sew these to the top and bottom of the quilt.



Layer with batting, back with 8085-33 Caramel Climbing Vine and quilt. Bind with 2-1/2" strips 8083-99 Black Tossed Tulips.

Make (4)

