

THE COMMUNITY CIRCLE



The Newsletter for Steve's—Sewing Quilting Vacuum Appliance

May — Sept 2015

Spring Has Sprung! YAY!!!

Our **Ten-day Spring Festival** is blooming with wonderful events and amazing sales **May 8-17**. Yup, it's just 2 or 3 times a year that we offer big sales within virtually every major product line in the store for all of ten days! And we accent this festival with great events like these:

- **Fabulous Friday Frenzy**—Fri, May 8, 6:30-9pm
We're kicking off our 10-day Spring Festival with a big party! You'll enjoy lots of fabulous food, a frenzy of fun demos and mini-lectures, and great camaraderie with your sewing friends.



- **Serger Spectacular**—Thu, Fri, Sat, May 7, 8, & 9.
Three full days of fun-filled learning and sewing. You'll be amazed at what you can do with this astonishingly functional machine! You'll perform remarkable techniques and gain highly useful skills during this festive event. You'll be soooo glad you did this!

- **Free Fabric Friday**—May 15
This will be a fun day of saving on fabric and learning more about fabric at our complimentary Fibers, Features, & Functions mini-lecture. AND when you buy 2 yards of fabric, you'll get a 3rd yard free! Mix & match (the lowest price yard is free).

(cannot be combined with other discounts)

Plan on spending some time with us during this ten-day Spring Festival for great fun and amazing sales. You'll find the details sprinkled throughout the pages of this newsletter.

Contest

We're calling this our Top Tips Contest! Submit your top tips in any of these 3 categories: Sewing, Cooking, and House care; and post them on our Facebook page. We'll enter the names of all who post a tip (in any category) into a prize drawing for a \$25 or a \$50 or a \$100 gift certificate! Your tips will benefit all who see them on our page; and we'll publish many of them in the next newsletter. This contest will run from May 8 through June 30. Everybody loves a good tip!

Linda Hall Is Finally Coming!

Linda is one of the most versatile quilters we've ever hosted.

She's steeped in traditional quilting; but has also branched out, using a myriad of different materials and tools to arrive at stunningly creative results.

Her award-winning works of art have been exhibited across the U.S. in juried shows and displayed as permanent art for public spaces.



She's published articles and books and has taught her art as a professor at the college level as well as at quilt shows and quilt shops.

You'll be delighted with her participatory lecture/demo. And you won't believe what you'll be able to do in Linda's workshop!

We've been waiting quite some time to be able to host Linda, and we guarantee you'll love her classes! Mark your calendar for June 5 & 6. *(See details in this newsletter & on-line.)*

In this issue:

Ten-day Spring Festival

Linda Hall—Our Main Event for the Term

New Contest

Serger Spectacular

Christmas in July

Contest Winners

Summer Camps

Handy Hints

Message from Steve

6-for-10 Rewards

Bet You Didn't Know

Complimentary Summer Workshops

Check Out Listings

Clubs at Steve's

Classes at Steve's



Serger Spectacular!

Now this is something that just about everyone here at the store wishes they could attend! We've hosted a few of these big, festive, multi-day events in years past, but they've mostly pertained to embroidery. This one pertains to sergers, and you will be absolutely thrilled with what you'll be able to do, and what you'll be taking home with you (which will include your very own serger reference library containing step-by-step instructions and 40+ samples). You'll create and get ideas for Home Décor, Quilting, Clothing, and Crafting; and you'll perform remarkable techniques. This is being led by **Karen Clancy**, a consummate pro who is a delightfully entertaining and skillful instructor! All fabrics, threads, and even snacks and lunches are included in this fun-filled 3-day spectacular event. If you've ever wanted to get acquainted, or better acquainted, with the capabilities of this amazingly versatile machine, you will not want to miss this unique opportunity. Thu, Fri, Sat, May 7, 8, & 9. FYI, space is limited, so you'll want to secure your spot early. (See details in this newsletter)



Karen Clancy

Bernina's Bernette Chicago 7

This is a complete combination machine (with embroidery module). Many decorative stitch options (& USB capable). It's a nice compact size with an even nicer compact price.

50% off MRSP
at \$699

AND
embroidery starter
package Free with
purchase.



Spring Festival * May 8—17

NEW Bernina 7 series

New and improved! Built-in walking foot, and ultra-fast processor. Newly up-graded B-9 bobbin system accommodates more thread than any other machine. 10 inches of space to right of needle.

Floor Models & open-stock 7-series machines available at dramatically reduced prices. Trade-ins accepted for even more savings.



Spring Festival * May 8—17

Christmas in July

Now this is going to be fun! You'll have 3 opportunities, over 3 consecutive Saturdays in July, to participate. Each week, we'll present 2 different holiday projects led by two of our instructors. You may sign up for one session or all three. July is the perfect time to start getting ready for the holidays. And as our Christmas-in-July gift to you, you'll get to participate for less than half the normal price! Space for this is limited, so you'll want to sign up soon at StevesSewAndVac.com. Sat, July 11, 10am-2:30pm; Sat, July 18, 10am-2:30pm; Sat, July 25, 10am-2:30pm. (More info will be made available on website and via email broadcasts.)



Project-sharing Contest Winners

This fun contest enabled us all to see some of the wonderful projects that you all have completed! We put all the names of the contributors into a basket and drew the winners: Molly Farrell Reese won a \$25 gift certificate, Barbara Zerr won a \$50 gift certificate, and Joanne Hartman won a \$100 gift certificate. Congratulations to all! And a special thanks to all who posted pictures of your projects on our Facebook page.




If you don't see these posts in the main area, scroll down to "Posts to Page." When you click on that heading, several posts will expand to the right. To see more, click "See More Stories." (BTW, be sure to like us on Facebook so you can access the Top Tips shared in the upcoming contest.)

Summer Camps

In *The Good Old Summer Time*, we have wonderfully fun summer camps for kids and teens. There are lots of date options available for our 2-day camps and our 4-day camps.

Several of our project items will be new. Take a look at the schedule that's detailed in this newsletter and register at StevesSewAndVac.com. Our summer camps are great deal and great fun!



Fabric 25% off during 10-day Sale

Handy Hints

- Before machine-quilting a pattern, practice drawing it on a dry-erase board a few times first to develop muscle memory.
- To keep elastic from rolling—particularly in waistbands—stitch in the ditch of the side seams on top of the elastic.



- Replace sewing machine needles after 8-10 hours of stitching. This will help stitch quality and prevent damage to your fabric.



Message from Steve

Newsletter Countdown

About a year ago, we changed the content and style of our newsletter and we've been very gratified by your kind responses to the changes. We plan to continue producing this style of newsletter and we pledge our commitment to maintain and increase our high standards.

One thing will be changing, though, and that's our mode of distribution. We're among the very last sewing/quilting shops in the nation that have continued to distribute a newsletter by mail. And the time has come for us to update this practice by going digital.

As you know, many quilt shops in our area have recently ceased to exist and that's a great loss for all of us! We, of course, plan to remain in a position to serve your sewing and quilting needs (as well as your vacuum and appliance needs); and that requires that we vigilantly keep our expenses in balance. We certainly don't want to diminish our expert service to you! So we've been looking elsewhere; and we found that our newsletter distribution cost



(which is a whopper) is a logical place to conserve.

So after this particular publication, you'll receive one more newsletter by mail (in September). Starting in January 2016, we'll send the newsletter to you by email.

What this means for you is this: if you're not currently receiving our free weekly email broadcasts (with weekly coupons), then we probably don't have your current email address in our system. If you're in that boat, you have about 8 months to correct that situation. If you're pretty sure that we do have your correct email address, but you're still not receiving our weekly email broadcast, it probably means that your email provider may be diverting our messages to your "spam" folder or to a "promotional" folder. If that's the case, you simply need to get your email system to recognize messages from Steves as legitimate. We promise not to flood your in-box with messages. And we hope you'll continue to receive and enjoy our newsletter.

6-for-10 Rewards

Our new Customer Rewards program came into being in February, and the response has been amazing both for our customers and for those of us at Steves! With the old plastic key-tag program, you received not quite \$15 after spending \$300, and that's only if you remembered to bring in your key tag when you made your purchases. With this new 6-for-10 program you keep your card here in our card catalogue. And if, for example, your 6 entries add up to \$700,



you get \$70 back on a gift card! So we're giving you back over twice as much as before. No wonder we're receiving rave reviews for this new program. If you haven't jumped on the bandwagon yet, come on in and start your first card. Each time you come in, retrieve your card and have your sales representative enter the total for your purchases of that day. Then you simply re-file your card. After you've completed the 6 entries on the card, you'll receive a gift card in the amount of 10% of the total of those 6 purchases. Then start a 2nd card and come in often ... Such a deal!

All Bernina Software

Includes Designer V7, Editor Plus V7, the V7 Update, and all Designworks (including toolpacks). AND the latest versions include 3-D embroidery. It's easy to learn because of our complimentary Guide lessons.



Save over
20% off
MSRP

Spring Festival * May 8—17

Bernina's Bernette Seville 4

Great for basic sewing. Lightweight, portable, and economical. Great starter machine!

only
\$179



Spring Festival * May 8—17

COUPON

Metrosene Thread
20% off poly and 30% off cotton

Offer Expires May 17, 2015
Must present coupon at time of purchase

Spring Festival—Ten-day Sales Event—May 8 to 17, 2015

NEW COUPON
e-cloth microfiber towels—25% off
 Designed for particular areas of your home
 without the use of chemicals

Offer Expires May 17, 2015
 Must present coupon at time of purchase

BabyLock Sergers

BabyLock Sergers are the industry standard, and are recognized as the best, most advanced, and easiest-to-use sergers in the world. Jet air threading and needle threader available on most models. Some models also have a cover-stitch application.



All sergers on sale, starting at **\$299**.
 Most come with serger accessories
 and foot packages
 valued at \$599-\$999.

Spring Festival * May 8—17

Jelly Rolls Charm Packs & Layer Cakes 25% off



Spring Festival * May 8—17

I'll Bet You Didn't Know...

Here's a little-known fact. We do custom kitchen and laundry room makeovers, and we do this with meticulous precision. Steve personally oversees the entire job with our team of well-trained experts. In addition, we do professional Miele appliance delivery and installation, including any necessary electrical, drywall, and plumbing work. Plus, we act as general contractor to coordinate with any other services that are required (such as counter-tops, custom cabinetry/woodwork, and design services) to ensure that the work goes smoothly with as little disturbance and disruption to the homeowner's normal routine as possible.

From beginning to end, we employ a friendly professional demeanor. One of the things our customers particularly appreciate is that they experience virtually no interruption in the use of their kitchen during the construction period. When Steve's crew leaves for the day, everything is clean and dust free, with all utilities at the ready. The home-owners can use their cooktop, oven, etc.; so life can proceed normally. Moreover, we use dust-free sanders so that no dust escapes into your home to pollute the air you breathe.



When you engage Steve, you end up with a beautiful new kitchen or laundry, designed to your specifications, professionally done. You can stop by the store for more information, or feel free to call Steve directly at (610) 656-3382 to setup an in-home consultation. You'll be glad you did!

An endorsement from one of our customers:

After a few years of considering an upgrade to our kitchen, we made a decision to proceed with a major renovation project. During one of our vacuum-related visits at Steves, we noticed that he carried the Miele products that we were considering. Steve invited us to visit Miele's showroom with him in Princeton, NJ. While there, we were able to see the various appliances, learn from Miele's staff, and sample some tasty food prepared in their steam oven. Of course we decided to purchase the Miele equipment, but

even more important was Steve's offer to take on the full job of renovating our kitchen. Steve provided the dual role of project manager and also served as a very hands-on team leader during all phases of the renovation project which covered everything from design, to the engagement of a very capable and reliable cabinet maker, to the duct-work installation by a specialist for both electrical and plumbing installations, to the oversight of the work done by the counter top provider and installer.

Steve and his team did an outstanding job. They are true professionals who clearly aim at delivering an exacting product. They're detail oriented, and take the time to get it done properly. The team that Steve employs are experienced craftsmen who operate with a spirit of cooperation and understanding of our needs and desires. During the entire project, they kept us informed of the schedule for each step of the process; and they were always on time and on schedule. We can wholeheartedly endorse and recommend Steve's for such an undertaking.

Beat & Madeleine Schillinger



Fabric 25% off during 10-day Sale

Complimentary Summer Workshops

We are again featuring some of our top instructors and making them available at no charge to you (other than a possible kit fee). And this summer, we're adding a complimentary cooking workshop, taught by our favorite chef: Jamie Minnick. Our complimentary Summer Workshops fill up fast, so you'll want to register early at StevesSewAndVac.com. Below are the Summer Workshops we're offering this year:



Essentials Pouch Sat, Aug 8

A technique-rich learning extravaganza!!! You'll use a quilting bar and a walking foot, you'll do a wave stitch on a serger, achieve two perfectly matched button holes, produce lettering, create appliqué, & the list goes on... And you'll come away with a wonderful little bag. In the event that your machine doesn't have all the related features, we'll have other machines ready for your use.

Shannon Strain set aside her chiropractic practice to devote more time to her other passion—fiber arts. She's taught a wide variety of classes for many years and is one of our most popular instructors.

3D Embroidery Sat, Aug 15

You'll learn the techniques associated with 3D embroidery. You'll actually make a doll in the hoop. This will be amazing and fun. (Fee for CD: \$29.99)

Christine has a passion for all things embroidery with countless classes, gobs of reading, and gleeful experimenting with the technology.

Entertaining with Panache Sat, Aug 22

If you've attended one of our special events where Jamie was cooking, you know you won't want to miss this great opportunity! She'll focus on entertaining and you'll learn to create some of Jamie's signature crafted Hors D' Oeuvres including Raspberry & Brie in Phyllo, Gorgonzola Fig & Prosciutto Tart, Thai Chicken Skewers, Caprese Salad, Pomegranate Filet & Bloody Mary Shrimp Cocktail.


As a young Italian girl, Jamie Minnick was raised in the kitchen. As an adult, Jamie took her love of cooking to JNA Institute of Culinary Arts. And today, Jamie takes pride in the beauty she creates with her food and opening people's eyes to the art of the culinary world.

Check It Out

Look us up on Yelp and Angie's List and you'll find evidence of what we all know already—our customers love us, and we love them. We work hard to earn your trust and loyalty, and we really appreciate it when you provide feedback!



Angie's list



BabyLock Anna

You'll find Anna to be the highest quality starter machine available at the best-possible price. The drop-in bobbin case makes it easier for both young and old hands to operate.



Only \$199

(and remember, you get a complimentary guide lesson)

Spring Festival * May 8—17

The Fabulous Friday Frenzy

Help us Kick-off our 10-day Spring Festival



To celebrate the beginning of our Ten-day Celebration, we're having a big party!

You'll enjoy lots of fabulous food, a frenzy of fun demos and mini-lectures, and plenty of time to hobnob with your sewing friends.

You'll have fun at a "Sit and Sew," "Foot Fetish," "Nuttty Notions," "Thread Theories," and so much more.

Make plans to be with us—the more the merrier.

Fri, May 8, 6:30-9pm.

Please RSVP at StevesSewAndVac.com

COUPON

Scissor Sharpening

50% off

Offer Expires May 17, 2015
Must present coupon at time of purchase

Spring Festival—Ten-day Sales Event—May 8 to 17, 2015

COUPON

Machine totes

20% to 40% off MSRP

Offer Expires May 17, 2015
Must present coupon at time of purchase

Did you know...

We offer private lessons?

BabyLock Unity

Unity is among BabyLock's top machines which include extra large harp space, advanced "stadium" lighting, laser positioning, sensor pen placement, and other state-of-the-art features.

Save
\$3,000 off MSRP
on open-stock
models



Spring Festival * May 8—17

Free Fabric Friday

Our forecast is for fabulous fun, fantastic information, and fabric that's fearlessly free! One of our foremost fabric experts, Robert Cannell, will fluently present a mini-lecture/demo that will inform you about **Fiber Features and Functions** (a 20-30 minute session, presented 3 times). AND when you buy two yards of fabric, you'll get a third yard FREE! You can mix and match (*the lowest price fabric becomes the free yard*) (*cannot be combined with other discounts*). Don't fail to mark your calendar and join us for **Free Fabric Friday**. The **Fiber Features and Functions** Lecture/demo will occur at 1pm, 3pm, and 5pm (*please RSVP online*). The free fabric sale is all day.

Friday, May 16

CLUBS

If you'd like to get the greatest value from your sewing machine, embroidery machine, serger, or software, you can achieve that by participating in our various clubs. And, in addition to being great fun, our clubs really great value—only \$15 per session (except embroidery club which is complimentary). Further, with most clubs, you leave with a finished (or almost finished) project.

Register for your club attendance on our website. By the way, when you buy your machine at Steves, we refund the \$15 fee (in the form of a gift certificate) for a full year after your purchase/Kit fees (where applicable) are extra (and payable separately when you attend the club). We happily welcome you to our clubs, whether you bought your machine from us or not. Please note the following: Our summer club schedule is lighter than it is for the rest of the year. BB&J Club will resume in October rather than September. And—starting in October—our two Embroidery Club sessions will be consolidated into one which will run from 11am to 1pm on designated Saturdays.

BB&J Techniques Club

For owners of Bernina, Baby Lock, and Janome sewing machines.

Janice Hill, Instructor

- A. Saturdays, June 20 1:00 – 3:30pm
- B. Mondays, June 22 1:30- 4:00pm
- C. Mondays, June 22 6:30 – 9:00pm

Serger Club

Pamela Leggett, instructor

For owners of any make or model serger. This club takes a break in the summer.

- Tuesday, Sept 22 10:00am – 12:30pm
- Tuesday, Sept 22 2:00 – 4:30pm
- Tuesday, Sept 22 6:30 – 9:00pm

Embellisher Club

For owners of the Baby Lock Embellisher or any needle felting machine

Shannon Strain, Instructor

- Sunday, July 12 2:00 – 4:30pm

Bernina Software Club

For owners of Bernina Artistic Software

Shannon Strain, Instructor

- A. Wednesdays, June 10, July 8, Aug 12, Sept 9 1:30 – 4:00pm
- B. Wednesdays, June 10, July 8, Aug 12, Sept 9 6:30 – 9:00pm

Embroidery Club

For owners of any make or model embroidery machine

Christine Fackler, Instructor

- A. Saturdays, June 13 10:00am – 12:00pm
- B. Saturdays, June 13 1:30 – 3:30pm

Me & My New Machine Club

For kids ages 8 – 16 who have purchased a sewing machine from Steves

Liz Bedell &, Janice Hill. Instructors

- Sunday, June 14 1:00 – 3:30pm

Design Works Club

For Bernina embroidery machine owners and will cover cut work, crystal work, & paint work

Shannon Strain, Instructor

- Sunday, June 14, Sept 13 2:00 – 4:30pm



Tiara Quilting Machine

This terrific sit-down model fits in almost any home, yet it has a 17-inch throat space to easily handle most quilt projects. And comes with a complimentary Guide Lesson.

Save \$1,000
(plus get the white Tiara table free!)

BabyLock



Spring Festival * May 8—17

Fabric 25% off during 10-day Sale

CLASSES

The number and variety of classes that are available at Steves is stunning! And it means that you have all kinds of fun options and opportunities for learning. BTW, our lowered class prices still remain in effect!

As you know, we no longer include teeny-tiny photos of the projects in this newsletter. Instead, you can find much clearer photos of each project on the website (most of which can be enlarged for an even better look). When you register for your classes at: *StevesSewAndVac.com*, be sure to go to the Supply List section to get the list of what's needed for each of your classes, including any patterns and/or books that may be required. Remember, too, that if you find that you must cancel your reservation for a class, you'll want to

do so at least a week in advance of the class in order to receive a refund.

This newsletter includes classes for the upcoming trimester which runs from June through September 2015. (If you're reading this in May, you'll find that our May classes are still detailed on the website.) Of course, things occasionally happen that cause changes to the class schedule over the course of our 4-month trimester. When that happens, since we can't alter this newsletter, we request that you check for the latest class information on our website. Please enjoy perusing all the great classes scheduled for the upcoming term.



FOUNDATIONAL SKILLS

F15-201~ Sewing for Beginners with Pat

Do you want to learn to sew, but don't know where to start? Then this class is just what you are looking for. You will learn basic sewing techniques and build a collection of samples, tips, and guidelines. Some of the skills you will gain include purchasing and reading a pattern, sewing in a zipper, hemming, setting in sleeves, creating a basic sewing kit, and other skills for garment construction, quilting or home décor. If you do not own a sewing machine, just let us know and we'll have one available for you to use. (minimum age – 16 years old)

Pat Hoffman, Instructor 4-session course
\$96.00

Tuesdays, September 8, 15, 22, & 29 6:00-9:00pm

F15-202~ Sewing for Beginner with Phyllis

Like the class listed above, this class will give you a wide variety of skills needed for garment construction, quilting and home décor; including the development of your own basic sewing kit. Both classes are sure to boost your sewing confidence and skills in no time! If you do not own a sewing machine, just let us know, and we'll have one available for you to use. (minimum age – 16 years old)

Phyllis Darrah, Instructor 6-session course
\$129.00

Tuesdays, September 8, 15, 22, 29, October 6 & 13 1:00pm-4:00pm

F15-203 ~ Skill Builders with Phyllis

Do you need help either getting a project started or knowing what to do to get it completed? These classes are geared for individual projects and instruction to help develop your sewing skills. Learn how to use timesaving techniques, notions, and machines to help your skills grow!

Phyllis Darrah, Instructor 6-session course
\$129.00

Wednesdays, September 9, 16, 23, 30, October 7 & 14 10:00am-1:00pm

F15-204~ TNT & TLC

Thread, Needle, Tension – Tender Loving Care

This lecture/demo will offer advice on minimizing your machine problems. There will be a question and answer portion to address your particular issue.

Robert Cannell, Instructor 1-session course
\$35.00

Wednesday, June 17 6:00-9:00pm

All Fabric
25% off!



Spring Festival * May 8—17

Fat Quarters

Come see our new selectionS



Buy 10 pre-cut fat quarters
for \$20

Spring Festival * May 8—17

Register for Classes at StevesSewAndVac.com

Janome
Memory Craft 15000

Sewing, Quilting, & Embroidery machine with 500 built-in stitches. Large color touch screen for crystal-clear control, adjustable-speed walking foot, and ability to connect wirelessly to an iPad.

Save literally thousands!



Spring Festival * May 8—17

F15-205~ Ergonomics

Are you tied up in knots after spending several hours piecing your quilt? How tired are your hands and arms after cutting? Join Robert for this lively lecture/demo that will offer techniques to help give you some relief. Audience participation is required.

Robert Cannell, Instructor 1-session course \$35.00

Wednesday, August 5 6:00-9:00pm

F15-206~ Beginner Sewing with Janis

Come learn the basic skills of sewing. In this 6-week class we'll start at the beginning, learning about fabric, basic sewing tools, needles, and machines. The first week we'll make a table runner. We'll then learn how to apply zippers by making a zippered pillow. We will also make a pair of pajama bottoms. Come on, let's start sewing! If you do not own a sewing machine, just let us know and we'll have one available for you to use.

Janis Augsberger, Instructor 6-session course \$129.00

A. Tuesdays, June 9, 16, 23, 30, July 7 & 14 10:00am-1:00pm

B. Thursdays, September 3, 10, 24, October 1, 8 & 15 10:00am-1:00pm

F15-207~ Skill Builders with Janis

Do you need help either getting a project started or knowing what to do to get it completed? These classes are geared for individual projects and instruction to help develop your sewing skills. Learn how to use timesaving techniques, notions and machines to help your skills grow!

Janis Augsberger, Instructor 4 week course \$96.00

Thursdays, July 9, 16, 30 & August 6 10:00am-1:00pm

F15-208~ Skill Builders with Janis

Do you need help either getting a project started or knowing what to do to get it completed? These classes are geared for individual projects and instruction to help develop your sewing skills. Learn how to use timesaving techniques, notions and machines to help your skills grow!

Janis Augsberger, Instructor 6 week course \$129.00

Mondays, September 14, 21, 28, October 5, 12 & 19 10:00am-1:00pm

F15-209~ Add a Zipper

Come and learn how to expertly add a zipper for a very professional look. This skill is a valuable reference tool for future projects.

Janice Hill, Instructor 1-session course \$35.00

A. Monday, June 15 6:00-9:00pm

B. Tuesday, July 21 10:00am-1:00pm

F15-210~ Get Your Feet Going

Have you used all those feet that came with your amazing sewing machine? Are you curious to see what they can do? During this class you will learn how to use them. Janice will teach you blind hems, gathering, ruffling, pin tucks, rolled hems, piping, etc. Come to this class and introduce yourself to your feet.

Janice Hill, Instructor 1-session course \$35.00

A. Monday, August 17 6:00-9:00pm

B. Thursday, September 24 10:00am-1:00pm

F15-211~ Sewing Machine 101

Does your sewing machine have you baffled? Have you had your machine for so long that you have forgotten how it works? Do you get thread loops on the bottom of your sewing? Does our wall of sewing machine needles make your knees go weak when you need a new needle? Do you want to learn more about how to clean and do light maintenance to your sewing machine? Well this course will demystify these and other common issues you may have with your machine.

Gail Greene, Instructor 1-session course \$33.00

A. Thursday, July 23 6:00-8:30pm

B. Saturday, August 15 10:00am-12:30pm

QUILTING

Q15-212~ Just a Quarter

Get your creative juices flowing by making this exciting new quarter of a Log Cabin block. With 63 blocks in this pattern, you can use multi-colors for the "centers" of the blocks or make them all the same fabric/color. Use blacks and whites or be bold with solids. It goes together quickly after cutting. It's a fun and traditional block with a delightful modern feel.

Susan Shiveley, Instructor 1-session course \$55.00

Saturday, August 1 10:00am-4:00pm

Janome School Mate

Rugged all metal construction. Drop-in bobbin for ease of use. Built to last and last.



**50% off
MSRP
Limited quantities available**

Spring Festival * May 8—17

Q15-213~ Longarm Certification

Do you have quilt tops that you'd love to finally finish but are too large for you to consider quilting on your machine at home? If this sounds familiar, then you need to take this workshop and become a "Steve's Certified Crown Jewel Long-Arm Machine Operator." Once certified, you will then be able to rent time on the frame and quilt your project here at Steves.

Gina Shevchenko, Instructor 1-session course \$50.00

- A. Saturday, June 13 10:00am-1:00pm
- B. Saturday, July 11 10:00am-1:00pm
- C. Saturday, August 1 10:00am-1:00pm
- D. Saturday, September 12 10:00am-1:00pm

Q15-214~ Pantographs and Pattern Boards

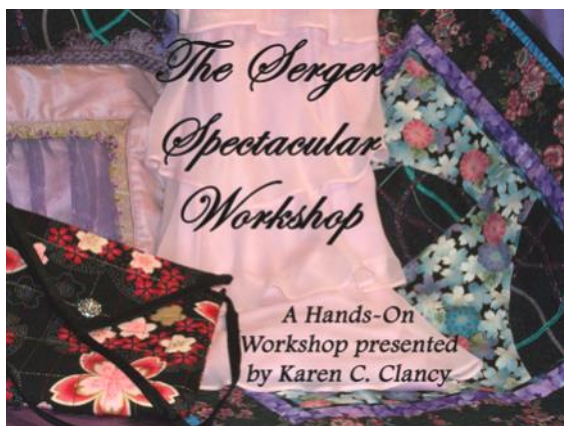
Learn to stitch from the back of the machine using groove boards and paper pantographs. Gina will cover set up, aligning the pattern to the quilt, advancing your quilt and realigning your laser light and stylus. She will also discuss choosing the right pattern for your quilt top and which patterns are easier to use than others. Enrollment is limited to 5 students to for hands-on practice. Come prepared to quilt with us! (Longarm Quilting Certification is a prerequisite for this class.)

Gina Shevchenko, Instructor 1-session course \$50.00

- A. Saturday, June 13 1:30-4:30pm
- B. Saturday, September 12 1:30-4:30pm

Q15-215~ Freehand Quilting Edge-to-Edge

Sharpen your hand-to-eye coordination and gain greater control on the longarm machine. Working from the front of the machine, you'll learn how to move across your quilt to create open-flowing designs. You'll learn to execute different motifs and how to combine them, to create all over patterns that repeat and fill the quilt surface. You'll also learn strategies that enable you to maintain a continuous stitching line without leaving empty spaces on your quilt. We'll execute flowers, leaves, ribbons, abstract geometric patterns, spirals, feathers, and curls. This class is beneficial for those using a longarm or a domestic sewing machine. Beginners are welcome. (There is a maximum of 5 students per class to allow for hands on practice on the longarm machine.)
(see data next page)



The Serger Spectacular!

Just think! 3 full days of fun-filled learning and sewing! You'll experience—first-hand—all the "SPECTACULAR" capabilities of this *super tool*. And you'll truly be astonished as you discover the wide variety of things you can do with this amazingly versatile machine.

Join sewing expert and designer Karen Clancy for 3 days loaded with serger know how. We'll provide the sergers on which you'll perform remarkable techniques. And you'll go home with your own "Spectacular Serger Reference Library" containing step-by-step instructions and 40+ samples with a variety of materials. Gain speed, creativity, professional results and more...

Thur, Fri, Sat ♦ May 7, 8, & 9 ♦ 9am -to- 4pm

THIS Is for You:

- If you have more sewing projects than time
- If you've wondered how a serger can enhance your sewing results
- If you've ever thought about getting a serger but weren't sure if you'd really use it
- If you want to get more out of the serger you have

You will not want to miss this unique, fun, learning opportunity! Your *Serger Reference Library* alone will be worth the modest participation fee. Come and get acquainted—or better acquainted—with the surprising capabilities of this incredibly functional machine.

Here's just a "taste" of what you'll learn and do:

- **Basics:** threads & needles, working with regular & specialty fabrics...
- **Use of stitches:** 5/4/3 thread, the wave, rolled hem, flat locking, chain stitch & cover stitches...
- **Techniques:** turning corners & curves (inside & out), trims & lace (purchased & creating your own), Spaghetti straps, zipper applications, cording creation & insertion, perfect piecing, shadow work, pin-tucks & ruching, lettuce edges, seam finishes (traditional/decorative), creating your own accent fabric... and much more!
- **Decorative Threads:** Décor/Designer 6, Candlelight, Pearl Crown Rayon, Glamour, Wooly Nylon, Sulki 12 wt...
- **Feet & Accessories:** Clear Foot, Elastic Foot, Lace Applicator, Cording, Binders...

Karen C. Clancy, a lifelong sewer, has studied both fashion & interior design, and has built 20+ years of expertise in the sewing industry. In addition to her experience in a variety of sewing companies and a major sewing machine distributor, she has also sewn for the stage and the big screen. She keeps very busy running her business (*Karen Claire Designs*) and loves to share her vast knowledge with students across the country. Her classes and workshops are always fun and informative. And regardless of the type(s) of "sewing" you do or wish to do, you're sure to be inspired and empowered with great new information and skills!



All fabrics, threads, and even lunches & snacks are included in the modest fee for this unique 3-day event!
Space is limited. Register today at StevesSewAndVac.com or call 610-768-9453

Register for Classes at StevesSewAndVac.com

(Freehand Quilting continued from pg. 9)

Gina Shevchenko, Instructor #1-session course \$50.00

Saturday, July 11 1:30-4:30pm

Q15-216~ Quilting Feathers

Learn to quilt different types of feathers successfully with limited marking. These feathers are simple and easy yet add an elegant touch to any quilt. You'll learn to create feathers to fill blocks, borders, and sashing. You'll also learn how to vary the feather shape to fit into different quilt styles. Most of the class time will be spent in a classroom with some demonstration in the longarm room. Please bring a no-line doodle pad and pencil to class.

Gina Shevchenko, Instructor 1-session course \$50.00

Saturday, August 1 1:30-4:30pm

Q15-217~ Ladybugs Wool Applique


It's summertime! As we are surrounded by ladybugs and flowers, it's a great time to take these beautiful things and bring them indoors to enjoy throughout the year. Jody will show you how to hand applique pre-cut wool pieces onto a background to create an adorable candle mat or table topper. Kits available. NO prep work. Sign up and reserve your kit today. Invite your friends to join you.

Jody Beck, Instructor 1-session course \$35.00

Tuesday, June 9 10:00am-1:00pm

IQ Air

The most advanced air purifier in the world. Check out the new hand-held particle scanner. Seeing is believing. It removes 100% of lung-damaging particles.



On sale during 10-day sales event

Receive a free Pre-filter (value \$70) with your purchase! (you won't need another filter for over 2 years)

Spring Festival * May 8—17

Q15-218~ Rotary Cutting and Fabric Selection

Bring your cutting tools and some fabric and let Jody teach you how to rotary cut. She will also teach you how to shop for fabric easily for your next quilt or sewing project and help you get your pieces cut, so you are ready for class or to start on your own.

Jody Beck, Instructor 1-session course \$35.00

Thursday, July 30 10:00am-1:00pm

Q15-219~ Blessed Friendship – English Paper Piecing

Have you been looking for a great project that's very mobile and easy to do? This project is wonderful to take along to doctor's appointments or anywhere you have to wait patiently. It's also easy to do while traveling in the car or while curled up watching movies or your favorite shows. This is a hand-sewing techniques class. Join Jody and learn the age old method of English paper piecing and applique. The finished wall hanging is 24" x 27" using 1/2" hexagons. (You can increase hexagon size for a larger quilt.)

Jody Beck, Instructor 1-session course \$35.00

Tuesday, August 25 10:00am-1:00pm

Q15-220~ My Baby Doll's Quilt

Ever tried making Half Square Triangle blocks with Thangles before? This is your chance to learn and practice. Thangles are great when using fabric strips and great for beginners. Jody will also show experienced quilters how to take scraps and turn them into an adorable little quilt. It's perfect for that little "dolly" in your life. This pattern also makes a nice-sized placemat to donate to *Meals on Wheels* or your local meal ministry (15" x 19").

Jody Beck, Instructor 1-session course \$39.00

Tuesday, September 1 10:00am-2:00pm

Q15-221~ Paperless Paper Piecing

Do you love the idea of creating perfect points and matching seams but can't quite make it happen? In this class you'll make a pillow top that could be expanded to be a table runner or even a full size quilt. This technique uses a

Janome

Memory Craft 8900

Patented accu-feed flex system, 270 stitches, LCD touch screen, "stadium" lighting in 3 locations. Comes with extra-large foot control as well as acrylic quilters table



Save over \$1,250 off MSRP on open stock machines

Spring Festival * May 8—17

product that does not need to be removed after all the stitching has been done. And all the points will match. Furthermore you don't have to cut perfect fabric pieces or worry about grain lines. The trimming is all done as you add the different colors. It's very simple and satisfying as you see the pattern emerge.

Janice Hill, Instructor 2-session course \$50.00

Wednesdays, July 22 & 29 6:00-9:00pm

Q15-222~ Time to Quilt

Need help starting a project or continuing the project – or just need sewing time? Bring in your project and receive the help you need—the time is yours! We can even provide you with a sewing machine if needed.

Lee Paylor, Instructor 1-session course \$35.00

A. Thursday, June 11 10:00am-1:00pm

B. Tuesday, June 23 6:00-9:00pm

C. Tuesday, July 21 6:00-9:00pm

D. Friday, July 31 10:00am-1:00pm

E. Friday, August 7 1:30-4:30pm

F. Tuesday, August 25 6:00-9:00pm

G. Friday, September 11 10:00am-1:00pm

H. Tuesday, September 15 6:00-9:00pm

Q15-223~ Beginning Quilting

A great way to begin your quilting-way-of-life! Learn the basics while making a small sampler of seven traditional blocks. Your choice of fabrics will give it your personality. We'll review tools, supplies, fabric, color choices, rotary cutting, and proper seams. Your sampler will be basted and quilted. Then we'll finish the class by putting on the binding. BTW, Steve wants to learn to quilt and will be attending this particular class... so a fun time will be had by all!

Lee Paylor, Instructor 6-session course
\$129.00

A. Fridays, June 5, 12, 19, 26, July 3 & 10
10:00am-1:00pm

B. Tuesdays & Thursdays, July 28, 30, August 4, 6, 11 & 13 6:00-9:00pm

Q15-224~ Mug Rugs

Larger than a coaster and smaller than a placemat! They're perfect for your beverage and snack, or for your sewing notions! You can use single fabrics for each side, do some piecing and play with decorative stitches, or add applique. Fun for yourself and great for giving! You can make all your holiday gifts this summer! Insul-bright batting helps with hot and cold beverages. Recommended book:

Mug Rugs

Lee Paylor, Instructor 1-session course
\$35.00

A. Thursday, June 11 1:00-4:00pm

B. Thursday, July 16 6:00-9:00pm

C. Thursday, August 13 10:00am-1:00pm

D. Friday, September 25 6:00-9:00pm

Q15-225~ Quilted Flower Appliques

Appliqué small flowers, birds, butterflies, etc. onto one fabric, then applique that onto larger backgrounds, and then quilt your garden. Add embellishments for a finishing touch. This becomes a charming wall hanging. You decide the size for your garden – no weeding needed!

Lee Paylor, Instructor 2-session course
\$50.00

A. Tuesdays, August 4 & 11 10:00am-1:00pm

B. Mondays, September 14 & 21 6:00-9:00pm

Q15-226~ Color Theory

Take the fear out of picking the right fabrics for your quilting and wearable art projects

with this intensive color theory application class. Gail will help you gain confidence and skill in choosing just the right fabrics. So long ho-hum quilts!

Gail Greene, Instructor 3-session course
\$50.00

Thursdays, June 4, 11 & 18 10:00am – 12:00pm

Q15-227~ Mom & Me Quilt

Adults and children alike will have fun making this easy quilted throw. We call it “Mom and Me” but Dads, Aunts or Grandmas are more than welcome to introduce a child they love to the joys of sewing and quilting. The class is designed to have the child sewing and the adult cutting and ironing. Together you will complete this throw in no time at all! Please note that some sewing may be required at home between the two classes

Gail Greene, Instructor 2-session course
\$50.00

Tuesdays, August 18 & 25 6:00-9:00pm

Q15-228~ Freehand Free Motion Machine Quilting

Hand-guided machine quilting has gained popularity because of the speed with which you can complete a quilt. Even with a stitch regulator on your machine, you still need to be able to visualize and execute a design that is appropriate for machine quilting. And while machine quilting designs are available, it can be tedious to mark the top of a quilt. So come join Gail as she helps you learn to create your own unique freehand quilting designs and sew them onto sampler squares. While you do not have to be able to draw to take this class, some machine quilting experience, or completion of a Machine Quilting class, is suggested.

Gail Greene, Instructor 3-session course
\$50.00

Tuesdays, July 7, 14 & 21 6:00-8:00pm

Q15-242~ Sashiko in 3-D

We will be using our Baby Lock Sashiko machines to create a sample that can be hung or even incorporated as a quilt block. Using the quilt bar that comes with the machine, we will make background texture and then embellish that with yarns and ribbons and 3D petals as we make something that says, “Wow!”

Shannon Strain, Instructor 1-session \$39.00
Thursday, August 20 10:00am-2:00pm

Linda Hall

You'll find Linda to be one of the most amazingly versatile quilters you've ever seen. She does traditional quilting, of course, but she's also branched out, using a myriad of different materials and tools to arrive at amazingly creative results. Her award winning works of art have been exhibited across the U.S. in juried shows and displayed as permanent art for public spaces. She's published articles and books and has taught her art as a professor at the college level as well as at quilt shows and quilt shops. We've been waiting quite some time to be able to host Linda and we guarantee you'll absolutely love her classes (**June 5 & 6**)! Space is limited, sign up today for these events:

Trunk-show/Demo/Try-out Fri, Jun 5, 7pm

This is a fabulous opportunity to not only see Linda's work, but to also watch a demo, AND to have an opportunity to try it out for yourself! Linda does amazing things with the Babylock Tiara, much of which you've probably never seen before. And you'll not soon forget her works of art.

Impressionistic Landscapes on the Embellisher Sat, Jun 6, 10am-4pm

Your project can end up as framed art, a focal point in a quilt, a pillow, a tote bag, or whatever else you might imagine. Beginners and seasoned felters alike will love making this felted landscape. Needle felting beautifully lends itself to the appearance of an Old Master's Impressionistic Painting. Come and try the exciting new fabric art form of machine needle felting. You'll be amazed!



GARMENTS

NOTE: Pamela's garment and serger classes will be listed on line. We'll announce the availability of that listing via our email broadcast.

SERGER

S15-229~ Ovation Tote

In this class we will be putting our sergers and cover stitch machines to work as we create a boutique-style tote. While this project was designed with Babylock's Ovation combo machine in mind, if your serger doesn't provide the related capabilities (or if you don't have a serger), you can use one of our floor models for the class. Kit fee: \$35.00.

Shannon Strain, Instructor 2-session course
\$50.00

Sundays, August 16 & 23 12:00-3:00pm

See also *Serger Spectacular* special event

EMBROIDERY

E15-230~ Fontworks Made Real

Learn how to use the new FontWorks software program to its full potential. We will discuss the many ways to customize for your specific projects. Learn how to make decorative quilt

labels, monogram towels and even make appliqué lettering.

Shannon Strain, Instructor 1-session course
\$33.00

Thursday, June 18 6:30-9:00pm

E15-231~Computer Basics w/ Kathy & Leon

Want to take advantage of the thousands of free embroidery designs available online but the computer makes you nervous? This lecture/demo will cover computer basics to help with your embroidery projects. Learn tips for downloading, saving and organizing designs, types of storage media and different back-up options available to protect you design collection.

Kathy and Leon Pezok, Instructors 1-session course \$31.00

Friday, July 24 10:00am-12:00pm

E15-232~ Digitizing with Bernina

Learn how to put the theories of digitizing, such as are taught in Basic Digitizing Theory, into practice using Bernina software. Use the basic tools to learn how to create a design from scratch. Bring your computer and Bernina Software if you want to practice as we go, or just come and watch on our big screen!

Kathy Pezok, Instructor 1-session course
\$35.00

Wednesday, June 24 6:30-8:30pm

E15-233~ Advanced Digitizing with Bernina

Take your digitizing to the next level. This class will cover techniques in Bernina software that will elevate your designs with shading and detailing to add that extra "something". Bring your computer and Bernina Software if you want to practice as we go, or just come and watch on our big screen!

Kathy Pezok, Instructor 1-session course
\$35.00

Wednesday, July 15 6:00-9:00pm

E15-234~ Editing with Bernina

Found a design that is almost perfect? Learn the tools in Bernina to edit a design to match your needs. Change the size, change the colors, remove design elements and merge in additional designs. Also learn how to reduce excess color changes to reduce sewing time. Bring your computer and software if you want to practice as we go or just come and watch on our big screen!

Kathy Pezok, Instructor 1-session course
\$31.00

Thursday, August 6 6:30-8:30pm

Q15-235~ Lettering with Bernina

Find Letters boring? Spice up your text with Bernina. Learn the tools to let you play with your words. Set your text on a curvy line, stretch and distort, change the letter shape. Is a single color too plain? Add a rainbow to brighten up your words. Bring your computer and software if you want to practice as we go or just come and watch on our big screen.

Kathy Pezok, Instructor 1-session course
\$31.00

Thursday, August 13 6:30-8:30pm

Q15-236~ Hands-On Embroidery Help

Here's a class to help you with all your embroidery issues. Do you want to try a new technique? Would you like some help finishing up a gift for the holidays? Christine will be happy to guide you through any of your embroidery problems.

Christine Fackler, Instructor 1-session course \$35.00

A. Monday, June 8 10:00am-1:00pm

B. Wednesday, July 8 6:00-9:00pm

C. Sunday, September 27 1:00-4:00pm

Koala Furniture

Koala furniture is built to stay beautiful for decades! All tables have an electric lift to easily & safely conceal your machine when not in use. Made in the USA.



When you buy Koala, you'll get **half price on delivery by Steve himself** (regularly \$349, with Spring Festival sale \$175). Plus a **free out-back leaf extension** valued at \$199



Spring Festival * May 8—17

See Photos of Class Projects at StevesSewAndVac.com

PROJECTS

P15-237~ Baby Booties

Do you have a new addition who needs little soft-soled booties to keep their piggies warm? This is the class for you. It only takes a small investment in fabric, interfacing and time for you to create a delightful pair of booties for that precious little one.

Robert Cannell, Instructor 1-session course
\$39.00

Saturday, August 1 10:00am-2:00pm

P15-238~ Boxed Cushion

Do you have a chair that needs a cushion? Learn the valuable skills needed to create piping, concealed zippers and boxed sides for a high quality home décor look. In class we will construct a box cushion no larger than 24" x 36", but the skills you will learn are easily transferrable to larger projects. Use the foam from an existing cushion or contact Robert 2 weeks prior to class to get new foam.

Robert Cannell, Instructor 3-session course
\$70.00

Wednesdays, September 23, 30 & October 7
6:00-9:00pm



RICCAR
The First Name in Vacuums That Last™

Made in USA, these are the most light-weight, high performance vacuums available anywhere. Four models to choose from in a variety of colors and styles.

Starting at **\$239**
Fully assembled at no charge

Trade-ins accepted

Spring Festival * May 8—17

P15-239~ Jewelry Organizer

This fun dress-shaped organizer is a great way to keep all your jewelry ready to go. The clear vinyl pockets make it easy to see each pair of earrings. The looped button neckline is perfect for storing necklaces. This organizer could also be used to store your sewing notions. Makes a great gift too!

Ivette Velez-Grundy, Instructor 2-session course
\$50.00

Sundays, July 19 & 26 12:00-3:00pm

P15-240~ Cover Stitch Jewelry

Yes, a cover stitch machine is great for hemming knits, but it can do so much more. Learn how to turn the cover stitch machine into a deco diva using fabulous threads in the looper – think of it as endless bobbin work on steroids! We will be creating a pendant and you'll learn how a bracelet is created.

Shannon Strain, Instructor 1-session course
\$37.00

Saturday, September 12 10:00am-1:30pm

P15-241~ Go Modern – Table Setting

Create a “modern quilt” placemat with matching napkin. Learn a couple of ways to quilt the placemat, and learn how the walking foot can be a quilter's best friend. Finally bring the project to a close with a simple way to bind.

Shannon Strain, Instructor 1-session course
\$37.00

Sunday, July 26 12:00-3:30pm

P15-243~ Pretty Piped Pillow with Lapped Zipper

Pillows are accessories that can add versatility to any room. You can add color, pattern, and interest to decor. The possibilities for pillow design are limitless. Not only will you be able to create your own design, but you'll also save cash (custom work can be quite expensive). With only a few basic skills you will learn the steps to making your own pillows. This class will focus on applying contrasting or coordinating piping and a lapped zipper. Be creative, be inspired!

Janis Augsburg, Instructor 1-session course
\$39.00

Sunday, August 9 12:00-4:00pm



TaylorMade®

Check out Tailormade's highly versatile cutting tables and sewing cabinets. It's the best value Steve has seen

Starting at \$499

Spring Festival * May 8—17

P15-244~ Teddy Bear

Create a one-of-a kind, fully jointed teddy bear for yourself or for that special someone to snuggle up with. This hands-on class will take you step-by-step through the teddy bear making process from basic construction to giving your bear personality.

Kathy Pezok, Instructor 2-session course
\$50.00


Saturdays, August 22 & 29 10:00am-1:00pm

P15-245~ Ursula & Emily Bag

This wonderful handbag will keep all your things organized. It has pockets, slots for cards, zip closure and interior pockets. You will achieve a crisp, professional finish in this class with step by step instructions. Not to mention a few shortcuts and tricks.

Mindy Williams, Instructor 1-session course
\$55.00

Saturday, June 13 10:00am-4:00pm



Miele Vacuums

Unmatched quality and performance. Unique features include a count-down meter on the Hepa filter that tells you when to change it. Miele vacuums outlast and outperform all others

Check out new Home Care line on sale now.

Canisters starting at **\$329**

Uprights starting at **\$474.95**



Spring Festival * May 8—17

P15-246~ Jumping Jack Table Runner

This is a unique pattern by Fig Tree & Co. Their patterns and designs are fantastic. Most of the patterns designed by this company include full size as well as mini size quilts. In class we'll make the mini pattern which is done by making 4 – 6 blocks. It's a unique way to make the blocks and the end result is very pleasing. This is one of those quilts that can be very scrappy or you can control your colors.

Mindy Williams, Instructor 1-session course \$55.00

Saturday, September 26 10:00am-4:00pm

P15-247~ Screened Tote

This tote made of screen material will be perfect for the beach or pool. It has a zippered top and two outside pockets.

Maryann Zepp, Instructor 1-session course \$35.00

Saturday, June 27 1:30-4:30pm

P15-248~ Ribbon Roll-up Bag

This roll-up bag is great for traveling. Lay it flat for filling, roll it up and tie it together. When you arrive unroll it and use the ties to secure it to a doorknob or the back of a chair

Maryann Zepp, Instructor 1-session course \$35.00

Thursday, September 24 6:00-9:00pm

P15-249~ Jewelry Fold-Away Keeper

You'll start with octagon shaped pieces of fabric. Then with a little folding and stitching you'll have a pie-slice shape that unfolds to show eight inside pockets.

Maryann Zepp, Instructor 1-session course \$35.00

Saturday, June 27 10:00am-1:00pm

KIDS CLASSES

K15-250~ Little Chefs/Beginning Cooking

In this camp, presented by Kitchen Wizards, your children (ages 6-10) will learn to prepare some of their favorite kid-friendly foods - from scratch - including oven-baked chicken fingers, pasta, meatballs, and so much more! Pricing includes chef's hat (toque), apron, certificate of completion, recipe booklet, and plenty of food.

Kitchen Wizards, Instructor 4-session course \$129.00

Monday – Thursday, June 29 – July 2
10:00am-12:00pm

K15-251~ Cooking Around the Clock

Kitchen Wizards will help your children (ages 8-12) cook something suited for any time of the day - breakfast, lunch, snacks, and dinner. By the end of the week, they'll be able to help in the kitchen whenever you want! Pricing includes chef's hat (toque), apron, certificate of completion, recipe booklet, and plenty of food.

Kitchen Wizards, Instructor 4-session course \$129.00

Monday – Thursday, July 6 - July 9
10:00am-12:00pm

K15-252~ Chocolate, Chocolate and MORE Chocolate

For children (ages 10-14) who are crazy about chocolate, this camp will be a dream come true! Under the guidance of Kitchen Wizards, children will prepare candy, cookies, cupcakes, and more chocolate-y desserts. Pricing includes chef's hat (toque), apron, certificate of completion, recipe booklet, and plenty of food.

Kitchen Wizards, Instructor 4-session

course \$129.00

Monday – Thursday, August 17 – 20
10:00am-12:00pm

K15-253~ Beach Towel Bag

How versatile this bag will be at the beach! Carry your belongings in the bag then empty it and turn it inside out and now your towel is ready to use.

Maryann Zepp, Instructor 1-session course \$35.00


Thursday, June 4 6:00-9:00pm

K15-254~ Triple Tiered Skirt

This skirt is quick and easy. It has an elastic waist and 3 gathered tiers. Be creative and make each tier a different color.

Maryann Zepp, Instructor 1-session course \$35.00

Saturday, August 22 10:00am-1:00pm



Miele Kitchen Appliances

Come and see why quality-built Miele kitchen appliances are so superior to all others.

Very few floor models remaining
priced to move



And take a look the new Miele ranges! Even if you don't cook you must see these dual-fuel ranges

Spring Festival * May 8—17

K15-255~ 2-Day Basic Sewing Camp

This camp is designed for the first-time and beginner sewer. You will learn how to operate a sewing machine and use all the tools that go along with sewing. Come make a fun and funky pillowcase and a cool tote bag for all your summer stuff. The class fee includes all your instructions and materials! The class is intended for ages 8 - 15.

Kim McBryan or Maryann Zepp, Instructor
2-session course \$89.00

- A. Monday and Tuesday, June 22 & 23
10:00am-12:30pm
- B. Wednesday and Thursday, June 24 & 25
10:00am-12:30pm
- C. Monday and Tuesday, June 29 & 30 2:00-4:30pm
- D. Wednesday and Thursday, July 1 & 2
2:00-4:30pm
- E. Monday and Tuesday, July 6 & 7
10:00am-12:30pm
- F. Wednesday and Thursday, July 8 & 9
10:00am-12:30pm
- G. Monday and Tuesday, July 13 & 14 2:00-4:30pm
- H. Wednesday and Thursday, July 15 & 16
2:00-4:30pm
- I. Monday and Tuesday, July 20 & 21

10:00am-12:30pm

J. Wednesday and Thursday, July 22 & 23
10:00am-12:30pm

K. Monday and Tuesday, July 27 & 28 2:00-4:30pm

L. Wednesday and Thursday, July 29 & 30
2:00-4:30pm

K15-256~ 4-Day Sewing Camp

Expand your sewing skills and have fun in our four day kids sewing camp. Choose from our selection of fun patterns and projects to create clothes, accessories and more! As your skill level increases, you will be encouraged to tackle more challenging projects. The class fee includes instruction only – materials are additional. *This is not a basic sewing class*. Kid's Basic Sewing Camp or sewing machine skills are a prerequisite for this class. The class is intended for ages 8 - 15.

Kim McBryan or Maryann Zepp, Instructors
4-session course \$129.00

- A. Monday thru Thursday, June 22 – 25
1:30-4:30pm
- B. Monday thru Thursday, June 29 – July 2
10:00am-1:00pm
- C. Monday thru Thursday, July 6 – 9 1:30-4:30pm
- D. Monday thru Thursday, July 13 – 16
10:00am-1:00pm
- E. Monday thru Thursday, July 20 – 23 1:30-4:30pm
- F. Monday thru Thursday, July 27 – 30
10:00am-1:00pm
- G. Monday thru Thursday, Aug 3 – 6
10:00am-1:00pm
- H. Monday thru Thursday, Aug 3 – 6 2:00-5:00pm
- I. Monday thru Thursday, Aug 10 – 13
10:00am – 1:00pm
- J. Monday thru Thursday, Aug 10 – 13 2:00-5:00pm

HELPING OTHERS

H15-257~ Weighted Blankets for Autism

Come spend the day helping to make weighted blankets for members of the Autism Society of Greater Philadelphia. These lap sized blankets give sensory comfort to people

COUPON
All Carpet Cleaning Supplies
(including THE best—Jet Clean)
20% off MSRP
Offer Expires May 17, 2015
Must present coupon at time of purchase

on the Autism spectrum. Your time and sewing skills will be much appreciated.

1-session course \$5.00

Sunday, June 28 12:00-4:00

H15-258~ Quilts for Kids

Quilts for Kids is a wonderful charity that makes quilts for children in need. All fabrics, except batting, are supplied and we have a new pattern this year that stitches up faster than before. But, we need your sewing ability! Come spend an afternoon with us and help to put a smile on a child's face with a warm, snuggly quilt! Go to www.quiltsforkids.org to get the whole Quilts for Kids story.

1-session course \$5.00

Sunday, July 19 1:30-4:30pm

H15-259~ Dementia Fidget Mat

Come spend an afternoon sewing a fidget mat. These easy-to-sew activity mats help soothe the agitated fidgeting of people with dementia. The mats also help focus their attention, stimulate senses, exercise hand muscles, and entertain users.

1-session course \$5.00

Sunday, August 16 12:00-3:00pm

COOKING

(see this term's cooking classes under Kid's Classes)

Did you know...

You can rent our long-arm machine to finish your quilts

Miele
Dish Washers

Imagine having the ultimate in flexibility for loading. Virtually silent. Softens water, resulting in far less spotting with less soap needed. Simply the best on the market.



And you get superior installation by Steve!

Starting at **\$899**
And half-price installation
on most models

Spring Festival * May 8—17



PRSRT STD
U.S. POSTAGE
PAID
WESTCHESTER, PA
PERMIT #292

268 W. DeKalb Pike (Rt. 202)
King of Prussia, PA 19406

610-768-9453 or 800-585-9453
www.StevesSewAndVac.com

Store Hours:

Mon- Fri 10:00am - 9:00pm
Saturday 10:00am - 5:00pm
Sunday 12:00pm - 5:00pm



Special Events at Steves — May - Aug 2015

Spring Festival

This is our special ten-day festival that's packed with fun events and extra special sale prices on virtually every major product in the store—Fri, May 8 to Sun, May 17

The Fabulous Friday Frenzy

Kick-off event for our 10-day Spring Festival; with a frenzy of demos, mini-lectures, great food, and time to hobnob with friends—Fri, May 8, 6:30-9pm

Serger Spectacular

Three fun-filled days of sewing and learning astonishing things about this amazingly versatile machine—Thu-Sat, May 7, 8, & 9

Free Fabric Friday

A fun day of saving on fabric and learning more about fabric with a Fiber, Features, & Functions mini-lecture—Fri, May 15, all day

Linda Hall

Our Main Event for the coming term. Nationally-known, Linda will conduct a workshop where you'll create like you've never created before! And she'll host a unique Trunk-show/Demo/Tryout evening with Linda—Friday, Jun 5 & 6

Christmas in July

Three separate events. Six different projects will be taught during 3 consecutive Saturdays in July, presented by 6 different instructors—July 11, 18, & 25

Complimentary Summer Seminars

Three separate workshops taught by our most popular instructors: Shannon Strain (sewing techniques), Christine Fackler (embroidery), and Chef Jamie Minnick (entertaining Hors D' Oeuvres) on consecutive Saturdays—Aug 8, 15, & 22

Did you know...

We provide complimentary refreshments at virtually all our special events

More info on these events in this newsletter. And please consult our website for the latest information: StevesSewAndVac.com