




FREE PATTERN

70- 2 John (Ladies' Wreath)






Pattern for 6" block — All seams are 1/4". Pressing directions are indicated.

Fabric needed for one block & Cutting instructions		
Dark	1/8 yard or scrap (2) 2-3/8" square s, cut once diagonally	
Medium	1/8 yard or scrap (4) 2-3/8" square s, cut once diagonally	
Light	1/8 yard or scrap (4) 2" squares (6) 2-3/8" square s, cut once diagonally	



Instructions:

1. Construct the half-square units by stitching Medium and Light triangles together along the long side as shown. Press toward the Medium fabric. Make (8) units. In the same fashion construct (4) half -squares using Dark and Light triangles. Press toward the Dark fabric.
2. Stitch the top and bottom rows together using (2) Medium half-square units, a Light square and a Dark half-square unit, as shown. Press toward the Dark half-square. Make (2) rows.
 
3. Stitch the center rows together using (2) Medium half-square units, a Dark half-square unit and a Light square, as shown. Press toward the Medium half-squares. Make (2) rows.
 
4. Complete the block by stitching the rows together as shown. Press seams open.
 

Because of its literary style, it is believed that 2 John was written by the same author as 1 John and the Fourth Gospel. In this letter, the author repeats the main teachings of 1 John and adds a warning against being hospitable to false teachers.

Stitchin' Tree Quilts

Toll free 877-239-3655

www.stitchintree.com


Please contact us if you find an error in this pattern or have difficulty following these instructions.

© 2012 Stitchin' Tree LLC Woodbine, Iowa. All Rights Reserved. Limited reproduction rights may be granted in accordance with contract terms.




FREE PATTERN

70- 2 John (Ladies' Wreath)



This is Block 70 of a 73 block series representing the 39 books of the Old Testament, 7 books of the Apocrypha, and 27 books of the New Testament. I chose to name the blocks after books of the Bible as a testament to my faith. I call the finished quilt "Bible Studies." Whether Catholic or Protestant, I hope each block will have a special meaning to the quilt maker. For me, reviewing the books of the Bible recalled many of my favorite bible stories and passages. I include a bit of Bible history for each block. I have used, as a reference, the New Oxford Annotated Bible with the Apocrypha, Revised Standard Version, 1977, an Ecumenical Study Bible.

The lap quilt shown at right is one of three possible settings for the Bible Studies blocks. In this setting, Genesis is constructed (4) times for the outer border cornerstones.



Unlike 1 John, which was written to several churches, 2 John is written to a single church. I chose Ladies' Wreath to represent 2 John because the author refers to this church as "elegant lady."

Stitchin' Tree Quilts

Toll free 877-239-3655

www.stitchintree.com

Please contact us if you find an error in this pattern or have difficulty following these instructions.

© 2012 Stitchin' Tree LLC Woodbine, Iowa. All Rights Reserved.
Limited reproduction rights may be granted in accordance with contract terms.

