





FREE PATTERN

# 69- 1 John (Double Star)



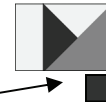
Pattern for 6" finished block — All seams are 1/4".  
 Pressing directions are indicated.

Fabric needed for one block & Cutting instructions		
Dark	1/8 yard or scrap (1) 3-3/4" square, cut twice diagonally (1) 1-1/2" square	
Medium	1/8 yard or scrap (2) 3-3/8" squares, cut once diagonally	
Light	1/8 yard or scrap (4) 1-1/2"x3" rectangles (1) 3-3/4" square, cut twice diagonally	



**Instructions:**

1. Create a half-square triangle by stitching a Dark triangle to the right side of a Light triangle, matching right angles, as shown. Press toward the Dark triangle. Make (4) units.
2. Stitch the unit from Step 1 to the long side of the Medium triangle as shown. Press toward the Medium triangle. Make (4) units.
3. Stitch a Light rectangle to the Dark side of the unit from Step 2. Press toward the Light rectangle. Make (4) units.
4. Stitch a Dark square to the side of one of the units from Step 3, leaving 1/2" open on the inside as indicated. Fingerpress to outside.
5. Stitch a unit from Step 3 to the left (open) side of the Dark square, as shown, leaving 1/2" open on the inside as indicated. Press toward the Dark square. Stitch the blocks together and finish the seam from Step 4. Fingerpress to outside.
6. In the same fashion, stitch the last two units in place to complete the block. Press to the outside.



Leave open here →



← Stitch second

← Stitch first. Leave open here



*1 John is not written as a letter as indicated. It is more of a sermon. This letter was not actually written by John. Rather, it was written by someone who later (In 2 John) describes himself as The Elder. John was the apostle of Love, and 1 John 4:8 is often used as the reading for wedding ceremonies.*

Stitchin' Tree Quilts

Toll free 877-239-3655

www.stitchintree.com

Please contact us if you find an error in this pattern or have difficulty following these instructions.


© 2012 Stitchin' Tree LLC Woodbine, Iowa. All Rights Reserved.  
 Limited reproduction rights may be granted in accordance with contract terms.



FREE PATTERN




# 69- 1 John (Double Star)



This is Block 69 of a 73 block series representing the 39 books of the Old Testament, 7 books of the Apocrypha, and 27 books of the New Testament. I chose to name the blocks after books of the Bible as a testament to my faith. I call the finished quilt "Bible Studies." Whether Catholic or Protestant, I hope each block will have a special meaning to the quilt maker. For me, reviewing the books of the Bible recalled many of my favorite bible stories and passages. I include a bit of Bible history for each block. I have used, as a reference, the New Oxford Annotated Bible with the Apocrypha, Revised Standard Version, 1977, an Ecumenical Study Bible.

The lap quilt shown at right is one of three possible settings for the Bible Studies blocks. In this setting, Genesis is constructed (4) times for the outer border cornerstones.



*I chose Double Star to represent 1 John because the letter serves a double purpose: to deepen the spiritual life of its readers and to correct the belief that God did not become Jesus.*

Stitchin' Tree Quilts

Toll free 877-239-3655

www.stitchintree.com

Please contact us if you find an error in this pattern or have difficulty following these instructions.

© 2012 Stitchin' Tree LLC Woodbine, Iowa. All Rights Reserved.  
Limited reproduction rights may be granted in accordance with contract terms.

