




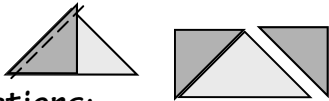
FREE PATTERN

67- 1 Peter (Robbing Peter to Pay Paul)



Pattern for 6" finished block — All seams are 1/4".
 Pressing directions are indicated.

Fabric needed for one block & Cutting instructions		
Dark	1/8 yard or scrap (1) 2-1/2" square (2) 1-7/8" squares, cut once diagonally	
Medium	1/8 yard or scrap (8) 1-7/8" squares, cut once diagonally	
Light	(4) 1-1/2" squares	
	(6) 1-7/8" squares, cut once diagonally	
	(1) 3-1/4" square, cut twice diagonally (4) 1-1/2"x2-1/2" rectangles	



Instructions:

1. Stitch a Medium triangle to each side of a large Light triangle to form the flying geese unit, as shown. One point of the Medium triangle will slightly overlap the Light triangle (approx. 3/8"). Stitch one side and press before stitching the remaining side. Press toward the Medium triangles. Trim dog ears. Make (4) units.
 2. Construct the half-square units by stitching Medium and Light triangles together along the long side as shown. Press toward the Medium fabric. Make (8) units. In the same fashion construct (4) half-squares using Dark and Medium triangles. Press toward the Dark fabric.
 3. Stitch (2) Dark/Light half-square units from Step 2 to each side of a Light rectangle as shown. Press toward the half-squares. Make (2) units.
 4. Stitch (2) Light rectangles to each side of the large Dark square as shown. Press toward the Dark square.
 5. Stitch the units from Step 3 to the top and bottom of the unit from Step 4. Press toward the outside.
 6. Stitch (2) Medium/Light half-squares to each side of the flying geese units from Step 1. Press toward the flying geese. Make (4) units.
- Continued, next page...

Peter's First Letter was intended to give encouragement to Christians in the northern part of Asia Minor who were being persecuted. Peter instructed them to rejoice in their trials which would demonstrate the genuineness of their faith.

Stitchin' Tree Quilts

Toll free 877-239-3655

www.stitchintree.com


Please contact us if you find an error in this pattern or have difficulty following these instructions.

© 2012 Stitchin' Tree LLC Woodbine, Iowa. All Rights Reserved.
 Limited reproduction rights may be granted in accordance with contract terms.



FREE PATTERN

67- 1 Peter (Robbing Peter to Pay Paul)







This is Block 67 of a 73 block series representing the 39 books of the Old Testament, 7 books of the Apocrypha, and 27 books of the New Testament. I chose to name the blocks after books of the Bible as a testament to my faith. I call the finished quilt "Bible Studies." Whether Catholic or Protestant, I hope each block will have a special meaning to the quilt maker. For me, reviewing the books of the Bible recalled many of my favorite bible stories and passages. I include a bit of Bible history for each block. I have used, as a reference, the New Oxford Annotated

Bible with the Apocrypha, Revised Standard Version, 1977, an Ecumenical Study Bible.

The lap quilt shown at right is one of three possible settings for the Bible Studies blocks. In this setting, Genesis is constructed (4) times for the outer border cornerstones.

Instructions, continued

7. Stitch (2) units from Step 6 to each side of the block center from Step 5. Press to the outside. 
8. Stitch (2) light squares to each side of the remaining units from Step 6. Press to the inside. 
9. Stitch the rows from Step 8 to the top and bottom of the block. Press toward the outside. 



I chose Robbing Peter to Pay Paul to reflect 1 Peter because scholars cannot agree on the author of this letter. While many consider the author to be Peter, others argue that Peter was credited as author while the letter was penned by Sylvanus, a missionary companion of Paul. The idiom means to borrow from one to pay off another. Much of Peter's letter reflects several letters by Paul.

Stitchin' Tree Quilts

Toll free 877-239-3655

www.stitchintree.com

Please contact us if you find an error in this pattern or have difficulty following these instructions.

© 2012 Stitchin' Tree LLC Woodbine, Iowa. All Rights Reserved.
Limited reproduction rights may be granted in accordance with contract terms.

