









FREE PATTERN

65 Philemon (Chain and Bar)

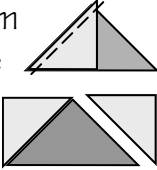
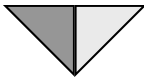






Pattern for 6" finished block — All seams are 1/4".
 Pressing directions are indicated.

Fabric needed for one block & Cutting instructions	
Dark	1/8 yard or scrap (2) 2-1/2" squares (2) 2-7/8" squares, cut once diagonally 
Medium	1/8 yard or scrap (2) 3-1/4" squares, cut twice diagonally 
Light	1/8 yard or scrap (2) 2-7/8" squares, cut once diagonally  (1) 3-1/4" squares, cut twice diagonally  (4) 1-7/8" squares, cut once diagonally 



Instructions:

1. Create the half-squares by stitching (4) Dark triangles to (4) large Light triangles along the long side. Press seams toward the Dark triangles. Make (4) units.
2. Stitch a small Light triangle to each side of a Medium triangle to form the flying geese unit, as shown. Stitch and press the left side before stitching the right side. One point of the Light triangle will slightly overlap the Medium triangle (approx. 3/8"). Press toward the Light triangles. Trim dog ears. Make (4) units. 
3. Stitch a Light triangle to a Medium triangle as shown. Press toward the Medium triangle. Make (2) quarter-square units. 
4. Stitch (2) quarter-square units from Step 3 together, as shown. Fan seam and press. 
5. Stitch the top and bottom rows together using half-square blocks from Step 1 and large Dark squares. Press to the outside. 
6. Stitch the center row together using flying geese units from Step 2 and the 4X unit from Step 4. Press to the inside. 
7. Complete the block by stitching the rows together as shown. Press seams toward the outside. 

While Paul was under house arrest in Rome, he encouraged Onesimus (a runaway slave) to become a Christian. Paul persuaded him to return to his master, Philemon, who was also a Christian. Paul's carefully worded letter to Philemon seeks to banish the institution of slavery.

Stitchin' Tree Quilts

Toll free 877-239-3655

www.stitchintree.com


Please contact us if you find an error in this pattern or have difficulty following these instructions.

© 2012 Stitchin' Tree LLC Woodbine, Iowa. All Rights Reserved.
 Limited reproduction rights may be granted in accordance with contract terms.




FREE PATTERN

65 Philemon (Chain and Bar)



This is Block 65 of a 73 block series representing the 39 books of the Old Testament, 7 books of the Apocrypha, and 27 books of the New Testament. I chose to name the blocks after books of the Bible as a testament to my faith. I call the finished quilt "Bible Studies." Whether Catholic or Protestant, I hope each block will have a special meaning to the quilt maker. For me, reviewing the books of the Bible recalled many of my favorite bible stories and passages. I include a bit of Bible history for each block. I have used, as a reference, the New Oxford Annotated Bible with the Apocrypha, Revised Standard Version, 1977, an Ecumenical Study Bible.

The lap quilt shown at right is one of three possible settings for the Bible Studies blocks. In this setting, Genesis is constructed (4) times for the outer border cornerstones.



I chose Chain and Bar to represent the institution of slavery that was ingrained in society at the time when Paul wrote this letter to Philemon, a slave. In the ancient world, slavery was considered legitimate and necessary, with severe laws for anyone who interfered with the rights of slave-owners.

Stitchin' Tree Quilts

Toll free 877-239-3655

www.stitchintree.com

Please contact us if you find an error in this pattern or have difficulty following these instructions.

© 2012 Stitchin' Tree LLC Woodbine, Iowa. All Rights Reserved.
Limited reproduction rights may be granted in accordance with contract terms.

