






FREE PATTERN

64 Hebrews (Weathervane)



Pattern for 6" block — All seams are 1/4". Pressing directions are indicated.

Fabric needed for one block & Cutting instructions	
Dark	1/8 yard or scrap (4) 1-1/2" squares (4) 1-7/8" squares, cut once diagonally 
Medium #1	1/8 yard or scrap (4) 2-1/2" squares
Medium #2	1/8 yard or scrap (1) 2-1/2" square
Light	1/8 yard or scrap (12) 1-1/2" squares (4) 1-7/8" squares, cut once diagonally 



Instructions:

1. Create the half-squares by stitching (8) Dark triangles to (8) Light triangles along the long side. Press seams toward the Dark triangles. Make (8) units.
2. Place a Light square in the upper left corner of a large Medium #1 square. Stitch diagonally as shown. Trim seam to 1/4" and press toward the Light square. Make (4) units. In a similar fashion, stitch a Light square in the upper right corner of the unit. Trim seam to 1/4" and press toward the Light square. Make (4) units.
3. Stitch a half-square unit from Step 1 to the left side of a small Dark square as shown. Press toward the Dark square. Make (4) units.
4. Stitch a half-square unit from Step 1 to the right side of a small Light square as shown. Press toward the Light square. Make (4) units.
5. Construct the corner squares using the units from Step 3 and Step 4, matching center seams. Press toward the dark square unit. Make (4) units.



Continued, next page...

Hebrews is an anonymous letter written to a group of followers who were about to give up on Christianity and return to their Jewish religion. Written some time before the fall of Jerusalem (AD 70), many Christians have been inspired by Chapter 11, a great chapter on faith.

Stitchin' Tree Quilts

Toll free 877-239-3655

www.stitchintree.com


Please contact us if you find an error in this pattern or have difficulty following these instructions.

© 2012 Stitchin' Tree LLC Woodbine, Iowa. All Rights Reserved. Limited reproduction rights may be granted in accordance with contract terms.









64 Hebrews (Weathervane)



This is Block 64 of a 73 block series representing the 39 books of the Old Testament, 7 books of the Apocrypha, and 27 books of the New Testament. I chose to name the blocks after books of the Bible as a testament to my faith. I call the finished quilt "Bible Studies." Whether Catholic or Protestant, I hope each block will have a special meaning to the quilt maker. For me, reviewing the books of the Bible recalled many of my favorite bible stories and passages. I include a bit of Bible history for each block. I have used, as a reference, the New Oxford Annotated Bible with the Apocrypha, Revised Standard Version, 1977, an Ecumenical Study Bible. The lap quilt shown at right is one of three possible settings for the Bible Studies blocks. In this setting, Genesis is constructed (4) times for the outer border cornerstones.

Instructions (continued)

6. Stitch the top and bottom rows together using the units from Step 2 and Step 5. Press toward the inside. 
7. Stitch the center row together using two units from Step 2 and the Medium #2 square. Press toward the outside. 
8. Complete the block by stitching the rows together as shown. Press toward the center. 



I chose Weathervane to represent Hebrews because the letter to Hebrews was written to help the fledgling Christians weather the storm of faith. This letter was written to guide these Christians and direct them in their faith.

Stitchin' Tree Quilts

Toll free 877-239-3655

www.stitchintree.com

Please contact us if you find an error in this pattern or have difficulty following these instructions.

© 2012 Stitchin' Tree LLC Woodbine, Iowa. All Rights Reserved.
Limited reproduction rights may be granted in accordance with contract terms.

