




FREE PATTERN

60- 2 Thessalonians (Attic Window)



Pattern for 6" finished block — All seams are 1/4".
Pressing directions are indicated.



Fabric needed for one block & Cutting instructions

Dark	1/8 yard or scrap (2) 2-7/8" squares, cut once diagonally (4) 1-1/4"x2-1/2" rectangles	
Medium	1/8 yard or scrap (2) 2-7/8" squares, cut once diagonally (8) 1-1/8"x2-1/2" rectangles	
Light	1/8 yard or scrap (1) 2-1/2" square	



Instructions:

1. Create the half-squares by stitching (4) Medium triangles to (4) Dark triangles along the long side. Press seams toward the Dark triangles. Make (4) units.
2. Stitch the bar blocks together using the Medium and Dark rectangles. Press toward the Medium rectangles.
3. Stitch the top and bottom rows together using half-squares and a bar block as shown. Press toward the half-square blocks.
4. Stitch the center row together using bar blocks and the Light square as shown. Press toward the center square.
5. Complete the block by stitching the rows together as shown. Press toward the center.



The Church in Thessalonica continued to receive opposition from Jewish leaders. They anxiously awaited the second coming of Christ, and some feared they had already missed it. Paul wrote the second letter to the Thessalonians shortly after the first in an attempt to buffer the opposition and caution them against false teachings.

Stitchin' Tree Quilts

Toll free 877-239-3655

www.stitchintree.com


Please contact us if you find an error in this pattern or have difficulty following these instructions.

© 2012 Stitchin' Tree LLC Woodbine, Iowa. All Rights Reserved.
Limited reproduction rights may be granted in accordance with contract terms.



FREE PATTERN


60- 2 Thessalonians (Attic Window)



This is Block 60 of a 73 block series representing the 39 books of the Old Testament, 7 books of the Apocrypha, and 27 books of the New Testament. I chose to name the blocks after books of the Bible as a testament to my faith. I call the finished quilt "Bible Studies." Whether Catholic or Protestant, I hope each block will have a special meaning to the quilt maker. For me, reviewing the books of the Bible recalled many of my favorite bible stories and passages. I include a bit of Bible history for each block. I have used, as a reference, the New Oxford Annotated Bible with the Apocrypha, Revised Standard Version,

1977, an Ecumenical Study Bible.

The lap quilt shown at right is one of three possible settings for the Bible Studies blocks. In this setting, Genesis is constructed (4) times for the outer border cornerstones.



I chose Attic Window to represent Paul's second letter to the Thessalonians because this letter is a window to Paul's character and life. It shares personal characteristics of Paul's life as a missionary and describes the early Christian community.

Stitchin' Tree Quilts

Toll free 877-239-3655

www.stitchintree.com

Please contact us if you find an error in this pattern or have difficulty following these instructions.

© 2012 Stitchin' Tree LLC Woodbine, Iowa. All Rights Reserved.
Limited reproduction rights may be granted in accordance with contract terms.

