





FREE PATTERN

57 Philippians (Jack In The Pulpit)




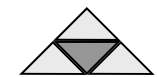
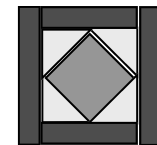
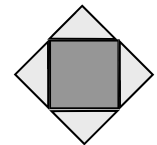
Pattern for 6" finished block — All seams are 1/4".
 Pressing directions are indicated.

Fabric needed for one block & Cutting instructions	
Dark	1/8 yard or scrap (2) 1-1/4"x3-3/8" rectangles (2) 1-1/4"x4-3/4" rectangles
Medium	1/8 yard or scrap (1) 2-1/2" square (2) 2-3/8" squares, cut once diagonally
Light	1/8 yard or scrap (6) 2-3/8" squares, cut once diagonally (1) 3-1/4" squares, cut twice diagonally



Instructions:

1. Construct the square-in-a-square center block by stitching (2) small Light triangles to opposite ends of the Medium square as shown. Press to the outside. Stitch the remaining small Light triangles to the unit as shown. Press to the outside.
2. Stitch (2) Dark 3-3/8" rectangles to opposite side of the unit. Press to the outside. Stitch (2) Dark 4-3/4" rectangles to the remaining sides of the unit. Press to the outside.
3. Create the half-squares by stitching (4) Medium triangles to (4) Light triangles along the long side. Press seams toward the Light triangles. Make (4) units.
4. Stitch (2) Light triangles to each side of the half-square units as shown. Press toward the Light triangles. Make (4) units.
5. Stitch (2) units from Step 4 to opposite side of the block. Press to the outside. Stitch the remaining (2) units from Step 4 to the block. Press to the outside.



Written while imprisoned and awaiting trial, Paul wrote to the Philippians to thank them for a gift that they had sent. This letter describes Paul's circumstances in prison. Despite his imprisonment, Paul's letter is full of love, joy and happiness in Christ.

Stitchin' Tree Quilts

Toll free 877-239-3655

www.stitchintree.com


Please contact us if you find an error in this pattern or have difficulty following these instructions.

© 2012 Stitchin' Tree LLC Woodbine, Iowa. All Rights Reserved.
 Limited reproduction rights may be granted in accordance with contract terms.




FREE PATTERN

57 Philippians (Jack In The Pulpit)



This is Block 57 of a 73 block series representing the 39 books of the Old Testament, 7 books of the Apocrypha, and 27 books of the New Testament. I chose to name the blocks after books of the Bible as a testament to my faith. I call the finished quilt "Bible Studies." Whether Catholic or Protestant, I hope each block will have a special meaning to the quilt maker. For me, reviewing the books of the Bible recalled many of my favorite bible stories and passages. I include a bit of Bible history for each block. I have used, as a reference, the New Oxford Annotated Bible with the Apocrypha, Revised Standard Version, 1977, an Ecumenical Study Bible.

The lap quilt shown at right is one of three possible settings for the Bible Studies blocks. In this setting, Genesis is constructed (4) times for the outer border cornerstones.



The Apostle Paul's first church established on European soil was at Philippi in Macedonia. Paul's relationship with the Philippians was extremely close and loving. I chose Jack In The Pulpit to represent Philippians, because, even in his absence, Paul treated this church as his own, giving much needed advice and instructions.

Stitchin' Tree Quilts

Toll free 877-239-3655

www.stitchintree.com

Please contact us if you find an error in this pattern or have difficulty following these instructions.

© 2012 Stitchin' Tree LLC Woodbine, Iowa. All Rights Reserved.
Limited reproduction rights may be granted in accordance with contract terms.

