




FREE PATTERN

53- 1 Corinthians (Church Windows)




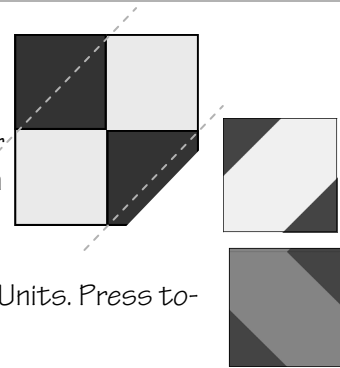
Pattern for 6" finished block — All seams are 1/4".
Pressing directions are indicated.

Fabric needed for one block & Cutting instructions


Dark	1/8 yard or scrap (32) 1-1/4" squares
Medium	1/8 yard or scrap (8) 2" squares
Light	1/8 yard or scrap (8) 2" squares

Instructions:

1. With right sides together, place a Dark 1-1/4" square in the upper left- and lower right-hand corners of each Light 2" square. Stitch diagonally, as indicated. Trim approximately 1/4" from seam line. Press toward the Dark squares. Make (8) units.
2. Follow the same instructions in Step 1 to make (8) Medium/Dark Units. Press toward the Medium fabric.
3. Rotate and stitch blocks together into horizontal rows as shown. Press Row 1 to the right, Row 2 to the left, Row 3 to the right and Row 4 to the left. This will allow the seams to nest when you put the rows together.



4. Stitch the rows together to complete the block. Press the seams open.



The First Letter of Paul to the Corinthians is one of Paul's most valuable letters. Paul reveals his character through his writing and describes the life of a particular church in Corinth. The letter deals with ethical problems that disturbed the church. Paul comforts the Corinthians with his hymn on Christian love (ch. 13) and teaching of the resurrection.

Stitchin' Tree Quilts

Toll free 877-239-3655

www.stitchintree.com


Please contact us if you find an error in this pattern or have difficulty following these instructions.

© 2012 Stitchin' Tree LLC Woodbine, Iowa. All Rights Reserved.
Limited reproduction rights may be granted in accordance with contract terms.



FREE PATTERN


53- 1 Corinthians (Church Windows)



This is Block 53 of a 73 block series representing the 39 books of the Old Testament, 7 books of the Apocrypha, and 27 books of the New Testament. I chose to name the blocks after books of the Bible as a testament to my faith. I call the finished quilt "Bible Studies." Whether Catholic or Protestant, I hope each block will have a special meaning to the quilt maker. For me, reviewing the books of the Bible recalled many of my favorite bible stories and passages. I include a bit of Bible history for each block. I have used, as a reference, the New Oxford Annotated Bible with the Apocrypha, Revised Standard

Version, 1977, an Ecumenical Study Bible.

The lap quilt shown at right is one of three possible settings for the Bible Studies blocks. In this setting, Genesis is constructed (4) times for the outer border cornerstones.



I chose Church Windows to represent 1st Corinthians because Paul was the first to bring the Christian message to Corinth and through his work, established the Church there. This book provides a vivid picture (like looking through a window) of this church.

Stitchin' Tree Quilts

Toll free 877-239-3655

www.stitchintree.com

Please contact us if you find an error in this pattern or have difficulty following these instructions.

© 2012 Stitchin' Tree LLC Woodbine, Iowa. All Rights Reserved.
Limited reproduction rights may be granted in accordance with contract terms.

