




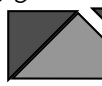
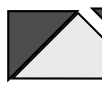



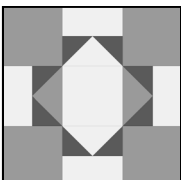
49 Luke (Ladies Aid Block)



Pattern for 6" finished block — All seams are 1/4".
 Pressing directions are indicated.

Fabric needed for one block & Cutting instructions		
Dark	1/8 yard or scrap (4) 1-7/8" square, cut once diagonally	
Medium	1/8 yard or scrap (1) 3-1/4" square, cut twice diagonally (4) 2-1/2" squares	
Light	1/8 yard or scrap (4) 1-1/2"x2-1/2" rectangles (1) 3-1/4" square, cut twice diagonally (1) 2-1/2" square	

Instructions:

1. Stitch a Dark triangle to each side of a Light triangle to form the flying geese unit, as shown. One point of the Dark triangles will slightly overlap the Medium triangle (approx. 3/8"). Press toward the Dark triangles. Trim dog ears. Make (2) units. 
2. In the same fashion as Step 1, construct 2 flying geese units using the Dark triangles with the Light quarter square triangles. 
3. Stitch a Light rectangle to the point side of each flying geese unit as shown. Press toward the Light rectangle. Make (2) Medium units and (2) Light units. 
4. Using (2) Medium units from Step 3 and a Light square, stitch the center row together, as shown. Press toward the center. 
5. Using (2) Medium squares and a Light unit from Step 3, stitch the top and bottom rows together, as shown. Press toward the Medium squares. Make (2) rows. 
6. Stitch the rows together, as shown. Press toward the outside. 

The Gospel according to Luke is believed to have been written by the physician Luke, who was a Gentile convert and a friend of the apostle Paul. Luke describes the works and words of Jesus. He describes Jesus as a deeply compassionate Savior who cares for all of the needy.

Stitchin' Tree Quilts

Toll free 877-239-3655

www.stitchintree.com


Please contact us if you find an error in this pattern or have difficulty following these instructions.

© 2012 Stitchin' Tree LLC Woodbine, Iowa. All Rights Reserved.
 Limited reproduction rights may be granted in accordance with contract terms.




FREE PATTERN

49 Luke (Ladies Aid Block)



This is Block 49 of a 73 block series representing the 39 books of the Old Testament, 7 books of the Apocrypha, and 27 books of the New Testament. I chose to name the blocks after books of the Bible as a testament to my faith. I call the finished quilt "Bible Studies." Whether Catholic or Protestant, I hope each block will have a special meaning to the quilt maker. For me, reviewing the books of the Bible recalled many of my favorite bible stories and passages. I include a bit of Bible history for each block. I have used, as a reference, the New Oxford Annotated Bible with the Apocrypha, Revised Standard Version, 1977, an Ecumenical Study Bible.

The lap quilt shown at right is one of three possible settings for the Bible Studies blocks. In this setting, Genesis is constructed (4) times for the outer border cornerstones.



I chose Ladies Aid Block to represent Luke, because chapters 7, 8 and 10 indicates that women will have a new place of importance among the followers of Jesus. Also, for many decades Ladies Aid societies have shown compassion for the needy, much like Jesus does in the book of Luke.

Stitchin' Tree Quilts

Toll free 877-239-3655

www.stitchintree.com

Please contact us if you find an error in this pattern or have difficulty following these instructions.

© 2012 Stitchin' Tree LLC Woodbine, Iowa. All Rights Reserved.
Limited reproduction rights may be granted in accordance with contract terms.

