




FREE PATTERN

38 Zechariah (LeMoyne Star)



Pattern for 6" finished block — All seams are 1/4".
 Pressing directions are indicated.


Fabric needed for one block & Cutting instructions

| | | |
|--------|--|--|
| Dark | 1/8 yard or scrap (84 2-3/8" squares, cut once diagonally) | |
| Medium | 1/8 yard or scrap (4) 2-3/8" squares, cut once diagonally | |
| Light | 1/8 yard or scrap (4) 2" squares (4) 2-3/8" squares, cut once diagonally | |

Instructions:

Make 4 dark/medium Make 4 medium/light Make 4 dark/light

1. Create the half-squares by stitching triangles (as indicated) along the long side. Make (4) Medium/Dark units, pressing to the Dark; (4) Medium/Light units, pressing toward the Light; and (4) Dark/Light units, pressing toward the Dark.
2. Construct the top and bottom rows by stitching half-square units and Light squares together as shown. Press one row to the right and the other row to the left.
3. Construct the (2) center rows by stitching half square units together as shown. Press one row to the right and the other row to the left.
4. Stitch the rows together matching and nesting seams, as shown. Press seams open.



Zechariah and Haggai were prophets at about the same time. Like Haggai, Zechariah calls for a rebuilt temple and the coming of the messiah. Chapters 1-8 include Zechariah's prophecies, and chapters 9-14 were written at a later time by unknown authors.

Stitchin' Tree Quilts

Toll free 877-239-3655

www.stitchintree.com


Please contact us if you find an error in this pattern or have difficulty following these instructions.

© 2012 Stitchin' Tree LLC Woodbine, Iowa. All Rights Reserved.
 Limited reproduction rights may be granted in accordance with contract terms.



FREE PATTERN


38 Zechariah (LeMoyne Star)



This is Block 38 of a 73 block series representing the 39 books of the Old Testament, 7 books of the Apocrypha, and 27 books of the New Testament. I chose to name the blocks after books of the Bible as a testament to my faith. I call the finished quilt "Bible Studies." Whether Catholic or Protestant, I hope each block will have a special meaning to the quilt maker. For me, reviewing the books of the Bible recalled many of my favorite bible stories and passages. I include a bit of Bible history for each block. I have used, as a reference, the New Oxford Annotated

Bible with the Apocrypha, Revised Standard Version, 1977, an Ecumenical Study Bible.

The lap quilt shown at right is one of three possible settings for the Bible Studies blocks. In this setting, Genesis is constructed (4) times for the outer border cornerstones.



Zechariah presents his message through night visions and an interpreting angel. I chose the LeMoyne Star to represent the night sky of Zechariah's night visions. Zechariah's visions often included a dialogue with God.

Stitchin' Tree Quilts

Toll free 877-239-3655

www.stitchintree.com

Please contact us if you find an error in this pattern or have difficulty following these instructions.

© 2012 Stitchin' Tree LLC Woodbine, Iowa. All Rights Reserved.
Limited reproduction rights may be granted in accordance with contract terms.

