


FREE PATTERN



# 37 Haggai (5-Patch)







Pattern for 6" finished block — All seams are 1/4".  
Pressing directions are indicated.

### Fabric needed for one block & Cutting instructions

Dark	1/8 yard or scrap (8) 1-3/4" squares (1) 1-1/2" square
Medium	1/8 yard or scrap (8) 1-3/4" squares (4) 1-1/2"x1-3/4" rectangles
Light	1/8 yard or scrap (4) 1-1/2"x1-3/4" rectangles

### Instructions:

1. This easy 5-patch block is made by stitching 5 rows of 5 squares each. Begin by stitching the top and bottom row together using (2) large Dark squares, (2) Medium squares and (1) Light Rectangle. Press seams toward the outside. 
2. Next, stitch the 2nd and 4th rows together using (2) Medium squares, (2) large Dark squares and (1) Medium rectangle. Press seams toward the inside. 
3. Finally, stitch the center row together (2) Light rectangles, (2) Medium rectangles and (1) small Dark square. Press seams toward the outside. 
4. Form the block by stitching the rows together as shown, matching and nesting seams. Press either direction. 

Note: the 5-patch block is a common alternating block in many quilt designs. The placement of the dark squares forms a distinct diagonal on the quilt top.

*In 538 BC, Cyrus conquered Babylon and published a decree that allowed the captured Jews to return to Palestine and rebuild the temple in Jerusalem. For many years, no progress was made, but with the assistance of Zechariah, the prophet Haggai encouraged Jewish leaders to begin and complete the reconstruction.*

Stitchin' Tree Quilts

Toll free 877-239-3655

[www.stitchintree.com](http://www.stitchintree.com)


Please contact us if you find an error in this pattern or have difficulty following these instructions.

© 2012 Stitchin' Tree LLC Woodbine, Iowa. All Rights Reserved.  
Limited reproduction rights may be granted in accordance with contract terms.



FREE PATTERN


# 37 Haggai (5-Patch)



This is Block 37 of a 73 block series representing the 39 books of the Old Testament, 7 books of the Apocrypha, and 27 books of the New Testament. I chose to name the blocks after books of the Bible as a testament to my faith. I call the finished quilt "Bible Studies." Whether Catholic or Protestant, I hope each block will have a special meaning to the quilt maker. For me, reviewing the books of the Bible recalled many of my favorite bible stories and passages. I include a bit of Bible history for each block. I have used, as a reference, the New Oxford Annotated

Bible with the Apocrypha, Revised Standard Version, 1977, an Ecumenical Study Bible.

The lap quilt shown at right is one of three possible settings for the Bible Studies blocks. In this setting, Genesis is constructed (4) times for the outer border cornerstones.



*I chose a 5-patch block to represent Haggai, because this book of the Bible contains the five addresses delivered by Haggai that resulted in the reconstruction of the temple. Haggai prophesied that when the construction of the temple was complete, God would bless His people with prosperity.*

Stitchin' Tree Quilts

Toll free 877-239-3655

[www.stitchintree.com](http://www.stitchintree.com)

Please contact us if you find an error in this pattern or have difficulty following these instructions.

© 2012 Stitchin' Tree LLC Woodbine, Iowa. All Rights Reserved.  
Limited reproduction rights may be granted in accordance with contract terms.

