




FREE PATTERN

36 Zephaniah (Star of Hope)




Pattern for 6" finished block — All seams are 1/4".
 Pressing directions are indicated.

Fabric needed for one block & Cutting instructions		
Dark	1/8 yard or scrap (2) 3-1/4" squares, cut twice diagonally	☒
Medium	1/8 yard or scrap (5) 2-1/2" squares	☒
Light	1/8 yard or scrap (2) 3-1/4" squares, cut twice diagonally	

Instructions:

1. Stitch (8) Light quarter-square triangles to (8) Dark quarter-square triangles as shown. Make (8) units. Press toward the Dark triangles.
2. Stitch (2) units together, as shown. Fan seams and press. Make (4) units.
3. Stitch a unit from Step 3 to each side of the Medium center square as shown. Press toward the center square.
4. Stitch a Medium square to each side of a unit from Step 2 as shown. Repeat to make (2) units. Press toward Medium squares.
5. Stitch a row from Step 4 to the top and bottom of the center row from Step 3 to form the block as shown. Press seams open.



Zephaniah is believed to be of royal descent and may have been a Judean King who was greatly influenced by the preaching of Isaiah and Micah. Although not certain, Zephaniah's ministry most likely occurred around 630 BC. Zephaniah denounced corrupt religious practices and predicted a threat from the North.

Stitchin' Tree Quilts

Toll free 877-239-3655

www.stitchintree.com

Please contact us if you find an error in this pattern or have difficulty following these instructions.


© 2012 Stitchin' Tree LLC Woodbine, Iowa. All Rights Reserved.
 Limited reproduction rights may be granted in accordance with contract terms.



FREE PATTERN




36 Zephaniah (Star of Hope)



This is Block 36 of a 73 block series representing the 39 books of the Old Testament, 7 books of the Apocrypha, and 27 books of the New Testament. I chose to name the blocks after books of the Bible as a testament to my faith. I call the finished quilt "Bible Studies." Whether Catholic or Protestant, I hope each block will have a special meaning to the quilt maker. For me, reviewing the books of the Bible recalled many of my favorite bible stories and passages. I include a bit of Bible history for each block. I have used, as a reference,

the New Oxford Annotated Bible with the Apocrypha, Revised Standard Version, 1977, an Ecumenical Study Bible.

The lap quilt shown at right is one of three possible settings for the Bible Studies blocks. In this setting, Genesis is constructed (4) times for the outer border cornerstones.



Zephaniah contains 3 chapters. The first chapter prophesies the destruction of Judah. The second chapter predicts divine judgment against Israel's enemies. Chapter 3 offers hope for those who "wait patiently for the Lord." I chose Star of Hope to represent Zephaniah to reflect his message of hope.

Stitchin' Tree Quilts

Toll free 877-239-3655

www.stitchintree.com

Please contact us if you find an error in this pattern or have difficulty following these instructions.

© 2012 Stitchin' Tree LLC Woodbine, Iowa. All Rights Reserved.
Limited reproduction rights may be granted in accordance with contract terms.

