




FREE PATTERN





34 Nahum (Frayed Chain)



Pattern for 6" finished block — All seams are 1/4".
 Pressing directions are indicated.

Fabric needed for one block & Cutting instructions	
Dark	1/8 yard or scrap (4) 1-3/8" squares (2) 1-3/4" squares
Medium	1/8 yard or scrap (8) 1-3/8" squares (4) 2-1/4"x3" rectangles
Light	1/8 yard or scrap (4) 1-3/8" squares (2) 1-3/4" squares

Instructions:

1. This block is made primarily with four-patch blocks. Begin with the center section by stitching a large Light and Dark square together as shown. Press toward the Dark square. Make (2) units. Stitch the (2) units together to form the four-patch. Fan the seams and press. 
2. Stitch a Medium rectangle to each side of the four-patch. Press toward the Medium rectangle. 
3. Stitch the small four-square units in the same manner as Step 1. Press toward Medium squares. Make (2) Medium/Light units and (2) Medium/Dark units. Fan the seams and press.
4. Stitch medium rectangle between a Medium/Dark four-patch and Medium/Light four-patch as shown. Press toward the Medium rectangle. Make (2) units. 
5. Stitch the units from Step 4 to the top and bottom of the center section from Step 2, as shown. Press seams to inside. 

The book of Nahum is a short ode of triumph, describing the fall of Ninevah and the overthrow of Assyria. Nahum boldly claims that the Lord has avenged the cruelty and immorality of Assyria. Nahum asserts that the fall of Assyria was inevitable because of Assyria's control over Israel.

Stitchin' Tree Quilts

Toll free 877-239-3655

www.stitchintree.com


Please contact us if you find an error in this pattern or have difficulty following these instructions.

© 2012 Stitchin' Tree LLC Woodbine, Iowa. All Rights Reserved.
 Limited reproduction rights may be granted in accordance with contract terms.



FREE PATTERN


34 Nahum (Frayed Chain)



This is Block 34 of a 73 block series representing the 39 books of the Old Testament, 7 books of the Apocrypha, and 27 books of the New Testament. I chose to name the blocks after books of the Bible as a testament to my faith. I call the finished quilt "Bible Studies." Whether Catholic or Protestant, I hope each block will have a special meaning to the quilt maker. For me, reviewing the books of the Bible recalled many of my favorite bible stories and passages. I include a bit of Bible history for each block. I have used, as a reference, the New Oxford Annotated

Bible with the Apocrypha, Revised Standard Version, 1977, an Ecumenical Study Bible.

The lap quilt shown at right is one of three possible settings for the Bible Studies blocks. In this setting, Genesis is constructed (4) times for the outer border cornerstones.



I chose Frayed Chain to represent the book of Nahum, because the Assyrian downfall resulted in releasing the chains that bound the Israelites.

Stitchin' Tree Quilts

Toll free 877-239-3655

www.stitchintree.com

Please contact us if you find an error in this pattern or have difficulty following these instructions.

© 2012 Stitchin' Tree LLC Woodbine, Iowa. All Rights Reserved.
Limited reproduction rights may be granted in accordance with contract terms.

