




FREE PATTERN

# 33 Micah (Pure Symbol of Right Doctrine)



Pattern for 6" finished block — All seams are 1/4".  
 Pressing directions are indicated.



Fabric needed for one block & Cutting instructions		
Dark	1/8 yard or scrap	
	(4) 2-3/8" squares, cut once diagonally	
	(1) 4-1/4" square, cut twice diagonally	
Light	1/8 yard or scrap	
	(4) 2-3/8" squares, cut once diagonally	
	(1) 4-1/4" square, cut twice diagonally	

**Instructions:**



Make 4 units of each color combination.



1. This block is made entirely from flying geese units. Stitch a small Light triangle to each side of a large Dark triangle to form the flying geese unit, as shown. One point of the Light triangle will slightly overlap the Dark triangle (approx. 3/8"). Press toward the Light triangles. Trim dog ears. Make (4) units. In the same manner, make (4) units of Light/Dark flying geese, reversing the color schemes.
2. Stitch the flying geese units together into 2-block sets, as shown. Press toward the long edge of the flying geese unit (away from the point). Make (4) sets. 
3. Stitch the top and bottom rows together as shown, taking care to turn the flying geese sets in the direction shown. Match points, where possible. Press toward the long edge of the flying geese unit (away from the point). Stitch the top and bottom rows together. Fan the seams and press. 

*Micah was a younger contemporary of Isaiah, but unlike Isaiah, Micah was not born to nobility. He came from common people living in a small village. Micah was similar to Amos, Hosea and Isaiah in his belief that pure worship of the Lord would lead to God's restoration of Israel, but he differed from the other prophet's with his prophecy of the fall of Jerusalem.*

Stitchin' Tree Quilts

Toll free 877-239-3655

www.stitchintree.com


Please contact us if you find an error in this pattern or have difficulty following these instructions.

© 2012 Stitchin' Tree LLC Woodbine, Iowa. All Rights Reserved.  
 Limited reproduction rights may be granted in accordance with contract terms.



FREE PATTERN


# 33 Micah (Pure Symbol of Right Doctrine)



This is Block 33 of a 73 block series representing the 39 books of the Old Testament, 7 books of the Apocrypha, and 27 books of the New Testament. I chose to name the blocks after books of the Bible as a testament to my faith. I call the finished quilt "Bible Studies." Whether Catholic or Protestant, I hope each block will have a special meaning to the quilt maker. For me, reviewing the books of the Bible recalled many of my favorite bible stories and passages. I include a bit of Bible history for each block. I have used, as a reference, the New Oxford Annotated Bible with the Apocrypha, Revised Standard Version, 1977, an Ecumenical Study Bible.

The lap quilt shown at right is one of three possible settings for the Bible Studies blocks. In this setting, Genesis is constructed (4) times for the outer border cornerstones.

The lap quilt shown at right is one of three possible settings for the Bible Studies blocks. In this setting, Genesis is constructed (4) times for the outer border cornerstones.



*Through the years, this block has been called many names including Flyfoot, Devil's Puzzle, Winding Blades, Whirligig, Battle Ax of Thor, and Spider. I chose this block to represent Micah, because of its alternate name, Pure Symbol of a Right Doctrine, seemed to aptly describe Micah's prophecy of God's great love and the restoration of Israel.*

Stitchin' Tree Quilts

Toll free 877-239-3655

[www.stitchintree.com](http://www.stitchintree.com)

Please contact us if you find an error in this pattern or have difficulty following these instructions.

© 2012 Stitchin' Tree LLC Woodbine, Iowa. All Rights Reserved.  
Limited reproduction rights may be granted in accordance with contract terms.

