






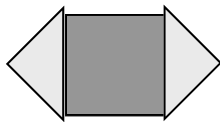
FREE PATTERN

30 Amos (Shoo Fly)




Pattern for 6" finished block — All seams are 1/4".
Pressing directions are indicated.

Fabric needed for one block & Cutting instructions	
Dark	1/8 yard or scrap (4) 2-3/8" squares, cut once diagonally 
Medium #1	1/8 yard or scrap (2) 2-5/8" squares
Medium #2	1/8 yard or scrap (2) 2-5/8" squares
Light	1/8 yard or scrap (4) 2-3/8" squares, cut once diagonally 



Instructions:

1. Begin by creating the square-in-the-square units. Stitch the Light triangles to (2) opposite sides of the Medium #1 squares, overlapping the edges approximately 3/8". Press to the outside. Stitch (2) Light triangles to the other sides of the square, again, slightly overlapping the edges. Press to the outside. Make (2) units.
2. Follow the same instructions to make (2) units using Dark triangles and the Medium #2 squares. Make (2) units.
3. Stitch the square-in-the-square units together, as shown. Press seams open. Make (2) rows.
4. Complete the block by stitching the (2) rows together, matching center seams and square points. Press seam open.



The prophet Amos left his shepherd's role to preach in the royal sanctuary at Bethel during a time of Israel's prosperity (760-750 BC). He denounced Israel and its neighbors for their indifference to social concerns and shallow piety. Amos' harsh words were frowned upon by religious authorities.

Stitchin' Tree Quilts

Toll free 877-239-3655

www.stitchintree.com

Please contact us if you find an error in this pattern or have difficulty following these instructions.


© 2012 Stitchin' Tree LLC Woodbine, Iowa. All Rights Reserved.
Limited reproduction rights may be granted in accordance with contract terms.





FREE PATTERN


30 Amos (Shoo Fly)



This is Block 30 of a 73 block series representing the 39 books of the Old Testament, 7 books of the Apocrypha, and 27 books of the New Testament. I chose to name the blocks after books of the Bible as a testament to my faith. I will call the finished quilt "Bible Studies." Whether Catholic or Protestant, I hope each block will have a special meaning to the quilt maker. For me, reviewing the books of the Bible recalled many of my favorite bible stories and passages. I include a bit of Bible history for each block. I have used, as a reference, the New Oxford Annotated

Bible with the Apocrypha, Revised Standard Version, 1977, an Ecumenical Study Bible.

The lap quilt shown at right is one of three possible settings for the Bible Studies blocks. In this setting, Genesis is constructed (4) times for the outer border cornerstones.



I chose Shoo Fly to represent Amos because the prophet was expelled (shoo'd) from the royal sanctuary. He returned to Judah and wrote down the essence of his preaching, giving us the book of Amos.

Stitchin' Tree Quilts

616 Market Street

Harlan, IA 51537

712-755-3655

Toll free 877-239-3655

© 2011 Stitchin' Tree Quilts. All Rights Reserved.

