







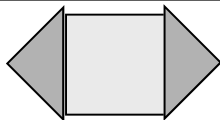
FREE PATTERN

29 Joel (Jack in the Pulpit)

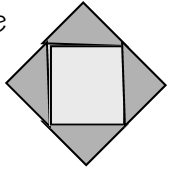
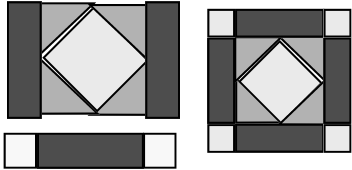




Pattern for 6" finished block — All seams are 1/4".
 Pressing directions are indicated.

Fabric needed for one block & Cutting instructions	
Dark	1/8 yard or scrap (4) 1-1/4"x3-3/8" rectangles
Medium	1/8 yard or scrap (1) 3-1/4" squares, cut twice diagonally  (6) 2-3/8" squares, cut once diagonally 
Light	1/8 yard or scrap (2) 2-3/8" squares, cut once diagonally  (1) 2-1/2" square (4) 1-1/4" square



Instructions:

1. Begin by creating the square-in-the-square unit. Stitch the Medium quarter triangles to (2) opposite sides of the large Light square, overlapping the edges approximately 3/8". Press to the outside. Stitch the remaining (2) Medium quarter triangles to the unit, again, slightly overlapping the edges. Press to the outside. 
2. Stitch (2) Dark rectangles to opposite sides of the unit from Step 1. Press to the outside. Stitch small Light squares to each side of the remaining Dark rectangles. Press toward the Dark rectangle. Stitch these strips to the remaining sides of the unit, matching seams. Press to the outside. 
3. Create the half-squares by stitching small Medium triangles to Light triangles along the long side. Press seams toward the Medium triangles. Make (4) units. 
4. Piece the corner units by stitching a Medium triangle to each side of the half-square units from Step 3, as shown. Press toward the Medium triangles. 

Continued, next page...

Joel was not your typical prophet. He was very well acquainted with the temple in Jerusalem, and extremely interested in its priesthood and services. Joel viewed a locust plague as a dire warning, and went on to describe the Day of the Lord as a day of judgment and blessing.

Stitchin' Tree Quilts

Toll free 877-239-3655

www.stitchintree.com


Please contact us if you find an error in this pattern or have difficulty following these instructions.

© 2012 Stitchin' Tree LLC Woodbine, Iowa. All Rights Reserved.
 Limited reproduction rights may be granted in accordance with contract terms.





29 Joel (Jack in the Pulpit)





This is Block 29 of a 73 block series representing the 39 books of the Old Testament, 7 books of the Apocrypha, and 27 books of the New Testament. I chose to name the blocks after books of the Bible as a testament to my faith. I call the finished quilt "Bible Studies." Whether Catholic or Protestant, I hope each block will have a special meaning to the quilt maker. For me, reviewing the books of the Bible recalled many of my favorite bible stories and passages. I include a bit of Bible history for each block. I

have used, as a reference, the New Oxford Annotated Bible with the Apocrypha, Revised Standard Version, 1977, an Ecumenical Study Bible.


The lap quilt shown at right is one of three possible settings for the Bible Studies blocks. In this setting, Genesis is constructed (4) times for the outer border cornerstones.

Instructions, continued...

5. Stitch (2) of the corner units from Step 4 to opposite sides of the center square from Step 2. Note that the triangle points will overlap the square by approximately $3/8$ " on each side. Press toward the outside.



6. To complete the block, stitch the last two corner units in place. Press toward the outside.



The name Joel means "the Lord is God." What an appropriate name for a prophet and minister. I chose the block "Jack in the Pulpit" to reflect Joel's ministry.

Stitchin' Tree Quilts

616 Market Street

Harlan, IA 51537

712-755-3655

Toll free 877-239-3655

© 2011 Stitchin' Tree Quilts. All Rights Reserved.

