







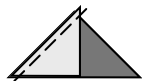
FREE PATTERN

28 Hosea (Contrary Wife)






Pattern for 6" finished block — All seams are 1/4".
 Pressing directions are indicated.

Fabric needed for one block & Cutting instructions	
Dark	1/8 yard or scrap (1) 2-1/2" square (4) 1-1/2" squares
Medium	1/8 yard or scrap (2) 3-1/4" squares, cut twice diagonally  (4) 1-7/8" squares, cut once diagonally  (4) 1-1/2" squares
Light	1/8 yard or scrap (12) 1-7/8" squares, cut once diagonally 



Instructions:

1. Begin by creating the flying geese units. Stitch a Light triangle to each side of a small large Medium triangle to form the flying geese unit, as shown. One point of the Light triangle will slightly overlap the Medium triangle (approx. 3/8"). Press toward the Light triangles. Trim dog ears. Make (8) units. Stitch the flying geese units together, matching the center point, as shown. Press seams open. 
2. Create the small half-squares by stitching small Medium triangles to Light triangles along the long side. Press seams toward the Medium triangles. Make (8) units. 
3. Piece the corner blocks together by stitching four small Dark squares to the right side of the half square units from Step 2 as shown. Press toward the Dark square. Stitch four small Medium squares to the left side of the half square unit from Step 2 as shown. Press toward the Medium square. Stitch the (2) units together, matching center seams to form the corner block. Press seams open. Make (4) blocks. Continued, next page... 

The book of Hosea tells the story of Hosea and his unfaithful wife, Gomer. This book represents God's love and faithfulness throughout Israel's spiritual adultery. The book contains the promise that Israel will be judged and restored.

Stitchin' Tree Quilts

Toll free 877-239-3655

www.stitchintree.com


Please contact us if you find an error in this pattern or have difficulty following these instructions.

© 2012 Stitchin' Tree LLC Woodbine, Iowa. All Rights Reserved.
 Limited reproduction rights may be granted in accordance with contract terms.






28 Hosea (Contrary Wife)



This is Block 28 of a 73 block series representing the 39 books of the Old Testament, 7 books of the Apocrypha, and 27 books of the New Testament. I chose to name the blocks after books of the Bible as a testament to my faith. I call the finished quilt "Bible Studies." Whether Catholic or Protestant, I hope each block will have a special meaning to the quilt maker. For me, reviewing the books of the Bible recalled many of my favorite bible stories and passages. I include a bit of Bible history for each. I have used, as a reference, the New Oxford Annotated Bible with the Apocrypha, Revised Standard Version, 1977, an Ecumenical Study Bible.

The lap quilt shown at right is one of three possible settings for the Bible Studies blocks. In this setting, Genesis is constructed (4) times for the outer border cornerstones.



Instructions, continued...

4. Stitch the top and bottom rows together as shown, using (2) units from Step 2 and 1 unit from Step 1. Press seams to the outside.



5. Stitch the center row together as shown, using (2) units from Step 2 and the large dark square. Press seams to the inside.



6. Stitch the rows together to complete the block, as shown above. Press seams open.

I chose Contrary Wife to represent the book of Hosea because the premise of the book surrounds the contrary wife, Gomer, who is unfaithful to Hosea just as Israel has been unfaithful to God.

Stitchin' Tree Quilts

Toll free 877-239-3655

www.stitchintree.com

Please contact us if you find an error in this pattern or have difficulty following these instructions.

© 2012 Stitchin' Tree LLC Woodbine, Iowa. All Rights Reserved.
Limited reproduction rights may be granted in accordance with contract terms.

