






FREE PATTERN


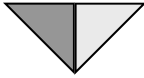




27 Daniel (Four Square)



Pattern for 6" finished block — All seams are 1/4".
 Pressing directions are indicated.

Fabric needed for one block & Cutting instructions	
Dark	1/8 yard or scrap (4) 1-1/2" squares
Medium	1/8 yard or scrap (3) 3-1/4" squares, cut twice diagonally 
Light	1/8 yard or scrap (3) 3-1/4" squares, cut twice diagonally  (4) 2-1/2"x1-1/2" rectangles (4) 1-1/2" squares

Instructions:

1. Begin by creating the corner units by stitching the small Dark and Light squares together. Press toward the Dark square, then stitch the unit to the side of the Light rectangle, as shown, paying attention to the placement of the Dark squares. Make (2) of each unit. 
2. Stitch a large Light triangle to a large Medium triangle as shown. Press toward the Medium triangle. Make (10) quarter-square units. 
3. Stitch (2) quarter-square units from Step 2 together, as shown. Fan the seams and press. Make (5) 4-X units. 
4. Stitch the top and bottom rows, using (2) units from Step 1 and a unit from Step 3, as shown. Press to the outside. 
5. Stitch the center row together, using (3) units from Step 3, as shown. Press to the inside. 
6. Stitch the rows together to complete the block. Press to the inside. 

The book of Daniel includes six stories meant to encourage Jews to remain loyal to their faith in order to conquer their enemies. The story of Daniel and the lion's den shows how God will deliver his faithful servants. The book of Daniel also contains four visions that predict a future of triumph and peace.

Stitchin' Tree Quilts

Toll free 877-239-3655

www.stitchintree.com


Please contact us if you find an error in this pattern or have difficulty following these instructions.

© 2012 Stitchin' Tree LLC Woodbine, Iowa. All Rights Reserved.
 Limited reproduction rights may be granted in accordance with contract terms.



FREE PATTERN


27 Daniel (Four Square)



This is Block 27 of a 73 block series representing the 39 books of the Old Testament, 7 books of the Apocrypha, and 27 books of the New Testament. I chose to name the blocks after books of the Bible as a testament to my faith. I will call the finished quilt "Bible Studies." Whether Catholic or Protestant, I hope each block will have a special meaning to the quilt maker. For me, reviewing the books of the Bible recalled many of my favorite bible stories and passages. I include a bit of Bible history for each block. I have used, as a reference, the New Oxford Annotated Bible with the Apocrypha, Revised Standard Version, 1977, an Ecumenical Study Bible.

1977, an Ecumenical Study Bible.

The lap quilt shown at right is one of three possible settings for the Bible Studies blocks. In this setting, Genesis is constructed (4) times for the outer border cornerstones.



I chose Four Square to represent the book of Daniel, because the book contains four dream-visions and six stories, all a work of fiction including predictions of the future. The book is categorized as an apocalyptic, like the book of Revelation. The writer chose to share his message under the name of Daniel, an ancient worthy.

Stitchin' Tree Quilts

Toll free 877-239-3655

www.stitchintree.com

Please contact us if you find an error in this pattern or have difficulty following these instructions.

© 2012 Stitchin' Tree LLC Woodbine, Iowa. All Rights Reserved.
Limited reproduction rights may be granted in accordance with contract terms.

